



## Pyramids: The Influence of Form on the Environment

### Konstantin G Korotkov\*

Federal State Budget Institution "Saint-Petersburg Scientific-Research Institute for Physical Culture", (SPbSRIPC) St. Petersburg, Russia

\***Corresponding Author:** Konstantin G Korotkov, Federal State Budget Institution "Saint-Petersburg Scientific-Research Institute for Physical Culture", (SPbSRIPC) St. Petersburg, Russia.

**DOI:** 10.31080/ASMS.2022.06.1245

**Received:** January 21, 2022

**Published:** April 18, 2022

© All rights are reserved by **Konstantin G Korotkov**.

### Abstract

**Objectives:** The purpose of this study was to explore the possibility of the influence of several ancient and contemporary pyramids on the environment.

**Methods:** The Bio-Well device with a specially designed Environment Energy Sensor called the "Sputnik" was used to monitor the environment's parameters, allowing us to study geo-active zones.

**Results:** The energy parameter of the Sputnik sensor signal at all the pyramidal complexes was significantly higher than at the hotels nearby.

**Conclusions:** Results confirm the hypothesis that pyramids may influence the surrounding environment and hence, people being around.

**Keywords:** Pyramid; Environment; Bio-Well; Research

### Introduction

It is known that many ancient civilizations have been building pyramids. In some cases, they contained tombs of rulers, kings, or emperors; in others, not, and all ancient societies used them for rituals and religious ceremonies. On the Internet, you can find a lot of materials and speculations about the influence of pyramids on the human condition and the surrounding space. In modern times enthusiasts in different countries are building pyramids. The present work is devoted to discussing the results of measuring the influence of several ancient and contemporary pyramids on the surrounding environment.

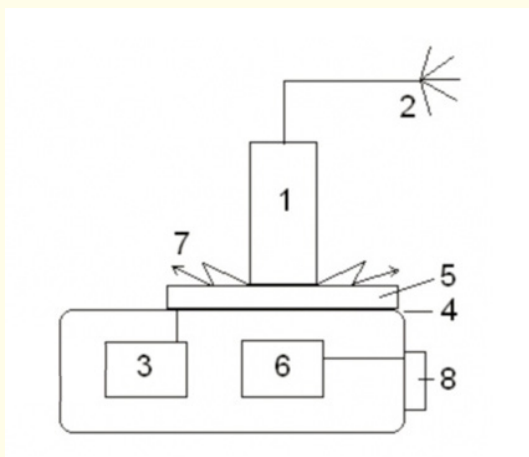
### Methods

#### Bio-Well Environment Energy Sensor

The Bio-Well device [1] with a specially designed Environment Energy Sensor called the "Sputnik" [2,3] was used to monitor the

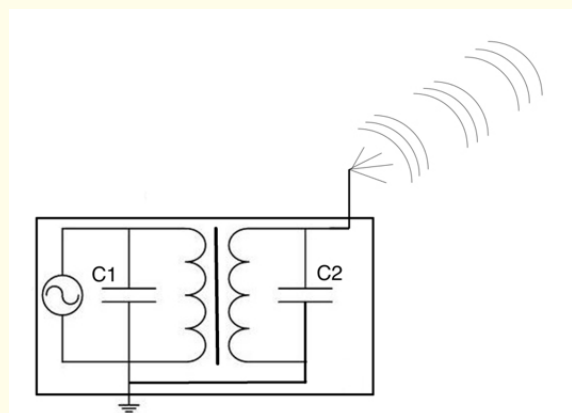
environment's parameters which allowed us to study geo-active zones on different continents and their impact on the human condition. The physical principle is based on measuring the electrical capacitance of an environment by using two connected resonance contours. A schematic representation of the experimental setup is shown in figure 1.

Metal cylinder 15 mm in diameter connected to a sensor is positioned on the surface of the quartz electrode 5, the reverse side of which is covered with a transparent conductive coating 4; from generator 3, every second, a voltage in the form of a pulse sequence of up to 7 kV amplitude, 10-microsecond duration at a frequency of 1 kHz is applied to the coating. The electromagnetic field generated on the surface of the electrode stimulates the emission of electrons and photons from the metal, which produces sliding gas discharge [4]. The optoelectronic system transforms the glow of the




**Figure 1:** The experimental setup. 1 - Metal cylinder; 2 - "Sputnik" sensor; 3 - High-voltage pulse generator; 4 - Transparent conductive coating; 5 - Transparent quartz electrode; 6 - Video converter; 7 - Glow; 8 - USB-port.

discharge in a series of images analyzed in a computer. The experimental design can be represented as an equivalent circuit of the connected LC circuits (Figure 2).



**Figure 2:** Equivalent circuit diagram of the experimental setup, where C1 corresponds to the capacity of the electronic circuit of the Bio-Well device, C2 - the equivalent capacitance of the environment.

Discharge develops due to displacement currents between the sensor and grounded or conductive objects in the environment. Depending on the nature of the electromagnetic fields in the environment, the chemical composition of the air, and the state of the conductive objects presented in the nearest environment (which includes humans), conditions of electromagnetic wave propagation in space are changing; therefore, the currents in the system are redistributed, thus influencing parameters of the glow. In other words, we may say that the signal depends on the propagation of standing electromagnetic waves in space.



**Figure 3:** Snapshot of a metal cylinder corona discharge, recorded by the Bio-Well camera.

Data processing is carried out in specially designed software ([www.Bio-Well.com](http://www.Bio-Well.com)). The software calculates a series of the image parameters [4,5] and allows a statistical analysis of time-series data. For analysis, both the absolute values of the parameters and their standard deviations in the series are considered.

**Experimental procedure**

Every morning, we calibrated the Bio-Well device in the hotel. The calibration process consists of connecting the metal cylinder to the Bio-Well device's grounding jack and measuring the glow emission parameters (Figure 3). These parameters are sent to the server, and the server program compares these parameters with the standard ones, calculating the discrepancy signal. Using a special algorithm, the program adjusts the Bio-Well device's parameters and measures the metal cylinder glow parameters again. This procedure may be repeated several times until the metal cylinder

glow parameters match the standard parameters. This way, measurements are not dependent on the weather and environmental conditions, first of all, humidity and altitude of a place. Usually, the process of calibration takes less than a minute.

After calibration, we are measuring Sputnik signal in a hotel. This measurement serves as a reference point for the day. Measurements may be done in the "Environment" mode for 10 minutes after the first 3-minutes background interval. Another option - using "One Finger" mode with recording 30-40 points. This option takes only 1-2 minutes, so it is more convenient, when you need to measure many points in a limited time. The advantage of the "Environment" mode is that we can analyze the variation of a signal, which is an essential parameter for evaluating the geo-active zones. Still, it takes much more time compared with the "One Finger" mode. Using the "Environment" mode was impossible in some places - the signal was too weak (primarily due to the high humidity). In these situations, measurements were done in "One Finger" mode.

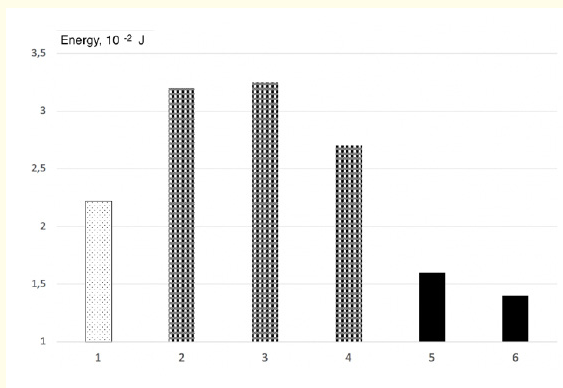
Most measurements were done at the base of a pyramid; in some cases, it was possible to take measures at the top.

It is essential to mention that presence of people nearby the sensor may influence the readings.

**Results**

**Teotihuacan pyramids**

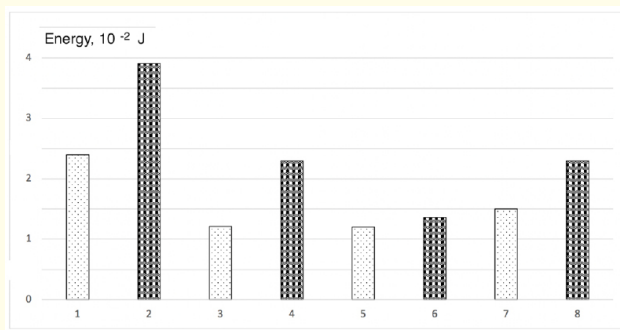
Measurements at the top of Teotihuacan pyramids were done in December 2012. In November 2019, we were privileged to visit tunnels discovered under the pyramids. As you see from the figure 4, the Sputnik signal at the top of all three pyramids was significantly higher than in the hotel, while signals were much lower in the tunnels.



**Figure 4:** Energy parameters in Teotihuacan. 1 - Hotel, 2 - Moon pyramid, 3 - Sun pyramid, 4 - Quetzalcoatl pyramid, 5 - Tunnel Sun pyramid, 6 - Tunnel Quetzalcoatl pyramid.

**Mexican pyramids**

In 2021 we were able to take measurements at Toltec Center Monte Alban and several Mayan Centers: Palenque, Uxmal, and Chichen-Itza. As we see from figure 5, parameters at all pyramid centers were much higher than at nearby hotels. High parameters in Oaxaca hotel and Monte Alban are related to the high altitude of these areas. Monte Alban has an elevation of about 1,940 m (6,400 ft) above sea level and rises some 400m (1,300 ft) from the valley floor [6].



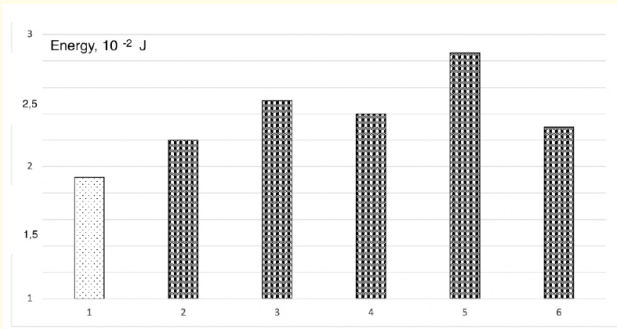
**Figure 5:** Energy parameters in Mexico. 1 - Oaxaca hotel, 2 - Monte Alban, 3 - Palenque hotel, 4 - Palenque Temple of Inscriptions, 5 - Palenque hotel, 6 - Uxmal, pyramid del Adivino, 7 - Chichen Itza, Hotel, 8 - Chichen Itza, Kukulcan Temple.

**Belize**

In Belize, several impressive pyramidal complexes are mainly related to the Classical Maya period. We were able to visit some of them and take measurements. They are well preserved, and you may even climb to the top. The highest pyramid in Caracol is Caana - 143 feet (43m) high [7,8].

As we see from the figure 6, the Sputnik signal at all pyramids was higher than at the hotel. Interestingly, we got a very high signal nearby the Caracol tomb - this is a place at the side of the Caracol pyramid, about 5 m below the top, where a grave of a Mayan king was found.

The signal at the base of the Caracol pyramid was lower than at the top but still higher than the signal at Crystal Paradise Resort. Later on, we visited Actun Tunichil Muknal (ATM) Cave. Its vast network of underground chambers is known as being a treasure trove for archaeologists, as somewhere between 700 and 900 AD, the cave had become an important spiritual site for the Mayan peoples, and a lot of objects can be see there, including remains of human sacrifice. Signal in the cave was very low - 1.63\*10<sup>-2</sup> J, but in several minutes, it decreased to 1.12\*10<sup>-2</sup> J.

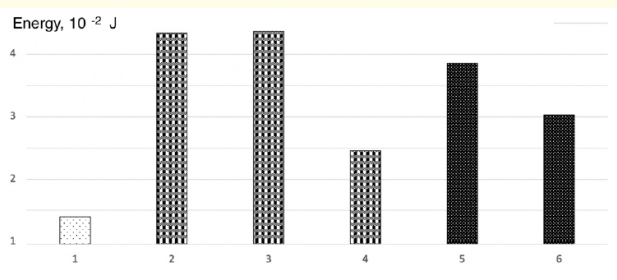


**Figure 6:** Energy parameters in Belize. 1 - Crystal Paradise Resort, 2 - Cahal Pech Pyramid top, 3 - Xunantunich Pyramid top, 4 - Caracol pyramid top, 5 - Caracol tomb, 6 - Caracol pyramid base.

### Bosnia

Bosnian archeologist Dr. Sam Osmanagich in 2005 made an out-breaking discovery: he excavated several hills in Bosnia and found tracks of artificial structures. He described it as a pyramid complex. Later on, Dr. Osmanagich found a system of caves under the pyramids filled with earth and pebbles. After several years of excavations, several kilometers of tunnels were cleared for visiting [9].

As shown in figure 7, the Sputnik signal at the Bosnian pyramids and in the tunnels was very high.



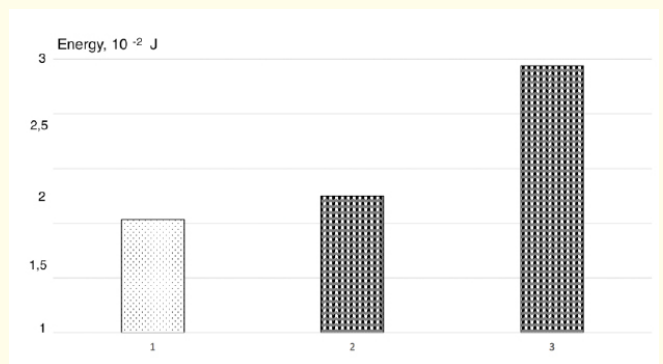
**Figure 7:** Energy parameters in Bosnia: 1 - Hotel, 2 - Sun pyramid, 3 - Moon pyramid, 4 - Moon pyramid basement, 5 - Tunnel K2, 6 - Tunnel chamber.

### Siberian contemporary pyramid

In 2012 in Siberian city Tomsk, a complex of concrete pyramids was built according to the project of Valery Uvarov [10]. The com-

plex consists of the central pyramid with a height of 18m (60 feet) and eight pyramids of smaller sizes 7m and 3.5m (22 and 11 feet), located around the central pyramid. Pyramids have been designed following the golden section principles, many quartz crystals were used in the construction, and the largest crystal was placed at the top of the pyramid. Inside the central pyramid, there are space on four levels intended to carry out exercises and meditations.

We visited Tomsk in July 2020 and took Sputnik measurements there. The signal at the upper level of the pyramid and outside was significantly higher than at the hotel (Figure 8).



**Figure 8:** Energy parameters in Tomsk: 1 - Hotel, 2 - 4<sup>th</sup> level inside the pyramid, 3 - Outside the pyramid.

### Discussion

As we see from the presented data, the energy parameter of the Sputnik sensor signal at all the pyramidal complexes was significantly higher than at the hotels nearby. We can mention several moments:

- Measurements have been done in different years and months with different Bio-Well devices, and all the results were entirely consistent.
- The amplitude of a signal was different for different pyramids, even for the measurements done in the same complex nearby different structures, while measurements done at the hotel on different days were practically the same. We may interpret this as energy variations, which may depend on various factors, like humidity, altitude, time of the day, Moon phase, etc. At the moment, we do not have data to propose some explanations. It should be the task of the future research.

- Tunnels in Bosnia had relatively high energy, while measurements in Teotihuacan tunnels in Mexico and ATM tunnels in Belize demonstrated low parameters, even lower than in the hotels nearby. In Bosnia tunnels very high concentration of negative ions was measured, and many people feel increase of energy after visiting tunnels. It was confirmed by Bio-Well measurements of people's energy.

## Conclusion

Results of this study confirm the hypothesis that pyramids may influence the surrounding environment and hence, people being around.

## Bibliography

1. [www.bio-well.com](http://www.bio-well.com), [www.iumab.club](http://www.iumab.club) (2022).
2. Korotkov KG and Korotkina SA. "Patent RU 2280258 C1. Device for measuring the field strength of electromagnetic radiation" (2006).
3. Korotkov K. "Electrophotonic Analysis of Complex Parameters of the Environment and Psycho-Emotional State of a Person". *WISE Journal* 4.3 (2015): 49-56.
4. Korotkov KG. "Electrophotonic analysis in humans and nature". Amazon.com Publishing (2018).
5. Korotkov KG. "The Energy of Health". Amazon.com Publishing (2020).
6. [https://en.wikipedia.org/wiki/Monte\\_Alban](https://en.wikipedia.org/wiki/Monte_Alban)
7. <https://en.wikipedia.org/wiki/Caracol>
8. [https://en.wikipedia.org/wiki/List\\_of\\_Mesoamerican\\_pyramids](https://en.wikipedia.org/wiki/List_of_Mesoamerican_pyramids)
9. <http://piramidasunca.ba/eng/home-en.html>
10. <https://newpyramids.store/>

### Assets from publication with us

- Prompt Acknowledgement after receiving the article
- Thorough Double blinded peer review
- Rapid Publication
- Issue of Publication Certificate
- High visibility of your Published work

**Website:** [www.actascientific.com/](http://www.actascientific.com/)

**Submit Article:** [www.actascientific.com/submission.php](http://www.actascientific.com/submission.php)

**Email us:** [editor@actascientific.com](mailto:editor@actascientific.com)

**Contact us:** +91 9182824667