



## The Role of 3D Printing and Computer Aided Design in Medicine at Healthcare Systems during Emergence of COVID-19

**Manas Chakraborty<sup>1</sup>, Indranil Chatterjee<sup>2\*</sup>, Toumica Ghosh<sup>2</sup>, Sanchari Chatterjee<sup>2</sup>, Suman Kumar Nath<sup>2</sup>, Rajeswar Das<sup>2</sup>, Animitra Bhattacharjee<sup>3</sup> and Rabi Dayal Singh<sup>4</sup>**

<sup>1</sup>Professor, Department of Pharmaceutical Biotechnology, Calcutta Institute of Pharmaceutical Technology and Allied Health Sciences, Howrah, West Bengal, India

<sup>2</sup>Assistant Professor, Birbhum Pharmacy School, Birbhum, West Bengal, India

<sup>3</sup>B. Pharm, Birbhum Pharmacy School, Birbhum, West Bengal, India

<sup>4</sup>M. Pharm, Department of Pharmacology, Calcutta Institute of Pharmaceutical Technology and Allied Health Sciences, Howrah, West Bengal, India

**\*Corresponding Author:** Indranil Chatterjee, Assistant Professor, Birbhum Pharmacy School, Birbhum, West Bengal, India.

**DOI:** 10.31080/ASMI.2020.03.0650

**Received:** June 01, 2020

**Published:** July 11, 2020

© All rights are reserved by **Indranil Chatterjee, et al.**

### Abstract

The ongoing effect of COVID-19 in Italy has caused local deficiencies of key hardware, including covers and hoods for non-obtrusive ventilation in CPAP/PEEP respiratory help. The reason for this review is to feature late activities and coordinated efforts performed by organizations, emergency clinics, and analysts in using 3D printing during the COVID-19 pandemic and to help nearby 3D printing endeavors that can be lifesaving. The 3D printing network can pull together its clinical consideration universally, profiting by unified enormous scope fabricating offices just as privately circulated assembling of confirmed and tried CAD records. Moreover, there are different clinical, designing and different social orders and gatherings that can arrange to chip away at normal needs, huge numbers of which are delineated in this audit. While models examined here are basically opensource necessities accessible at the hour of composing, the CAD record assets alluded to in this survey are proposed for a conversation of an advancing assortment of prepared to-print models and connections to the significant assets to help in supporting pressing clinical reaction. A model assortment can be found at the NIH 3D Print Exchange. We should recognize that at the hour of composing, the clinical viability of a large number of the gadgets made by the CAD records depicted in this audit has not been tried and a considerable lot of these gadgets have not been endorsed for bleeding edge clinical use by significant administrative bodies. The creators of this review can't ensure clinical viability of the introduced gadgets and would ask thought of these assets at the clients' tact and just where no restoratively cleared options are accessible.

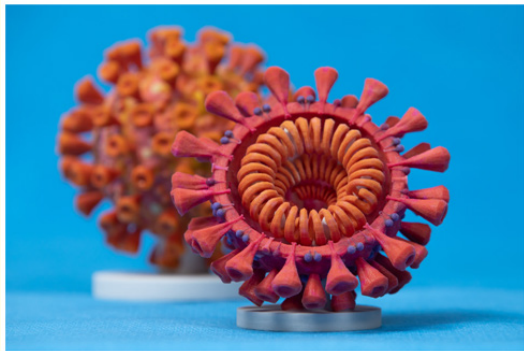
**Keywords:** COVID-19; 3D Printing; Endeavors

### Apparatus for respiratory support at hospitals

As of March 12, 2020, the World Health Organization characterized coronavirus malady 2019 (COVID-19) as a pandemic, at the hour of composing influencing almost every nation and domain

over the globe [1]. During this season of social and financial gloom, worldwide human services frameworks are under basic strain because of serious deficiencies of emergency clinic beds and clinical gear. Patients with COVID-19, the sickness brought about by ex-

treme intense respiratory condition coronavirus 2 (Figure 1), are in danger for intense respiratory misery disorder (ARDS) and a portion will require elevated level respiratory help to endure [2]. Moreover, noteworthy strain has been put on close to home defensive hardware (PPE) supplies required to ensure the medicinal services laborers assisting with rewarding fundamentally sick patients during this pandemic.



**Figure 1:** 3D printed model of corona virus.

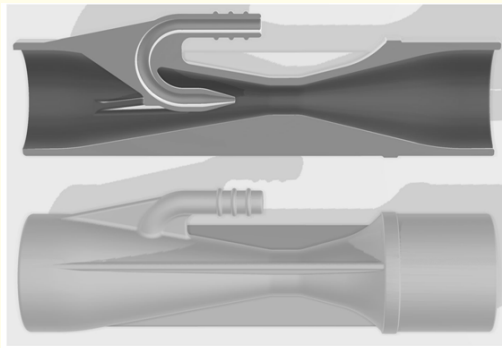
At the hour of composing, there are dynamic disturbances of clinical flexibly chains all through Europe and in the United States at the medical clinic level, especially in the conditions of New York and Washington. Significantly, venturi valves, key parts of such respiratory help gear [3] demonstrated hard to replicate or substitute in the setting of these deficiencies. While venturi valve configuration is liable to copyright and patent covers, certain crises bringing about crucial choices may legitimize full utilize paying little heed to protected innovation, in the suitable clinical setting.

This basic interest has brought about the 3D printing network of doctors and designers at a nearby Italian startup Isinnova effectively creating techniques for assembling these valves to support neighborhood gracefully [4]. Extra strategies for supporting nearby ventilator gracefully incorporate the utilization of a solitary ventilator for different patients with a 3D printed ventilator splitter. Luckily, the US FDA doesn't protest the creation and utilization of specific gadgets, for example, the T-connector that meet details portrayed in the directions gave to the FDA to use in setting more than one patient on mechanical ventilation when the quantity of patients who need intrusive mechanical ventilation surpasses the

gracefully of accessible ventilators and the typical clinical gauges of care have been changed to emergency care in light of a legitimate concern for safeguarding life.

The FDA's "no protest" arrangement in such manner applies during the span of the proclaimed COVID-19 crisis. Access to such models is as yet restricted for some neighborhood 3D printing network individuals and will require close joint effort among organizations and medical clinics to guarantee satisfactory assembling draws near and suitable clinical use. The figured-out 3D printable model of the Isinnova valve isn't broadly accessible at the hour of composing, with the creators keeping up the position that such assets ought to be satisfactorily assessed and utilized just when such hardware isn't accessible from the first producers. Progressing endeavors by the specialists at Isinnova are concentrating on creating inventive adjustments of existing items for respiratory help, for instance by adjusting a swimming cover into a non-obtrusive ventilator [5].

Most as of late, non-flexible venturi valve structures were created and made accessible by the GrabCAD client Filip Kober [6]. These valve structures accomplish explicit degrees of propelled oxygen ( $\text{FiO}_2$ ) at set paces of supplemental oxygen flexibly (Figure 2). Model porosity may unintentionally change expected  $\text{FiO}_2$  levels, requiring the utilization of printing advances that guarantee hermetically sealed parts. Computerized ventilators with stream driven, pressure controlled respiratory emotionally supportive networks highlighting wellbeing valves, unconstrained breath valves, and adaptable layers present a continuous open source configuration challenge with some encouraging outcomes, including the Illinois Rapid-Vent structure. While sourcing ventilators and ventilator parts from existing makers is the plainly favored choice when doable, the flexibly of these urgent gadgets is lacking in numerous zones. An answer at present being applied to this test in Europe and the United States is the making of 3D printed ventilator splitters and movable stream control valves, for example, the no 2 covid-ONE valve, to have the option to adjust a solitary ventilator for use with numerous patients who have distinctive oxygen necessities [7]. We envision new imaginative answers for such progressively complex difficulties from rising worldwide open source plan endeavors, for example, the Montreal General Hospital Foundation Code Life Ventilator Challenge [8] as the COVID-19 wellbeing emergency rises.



**Figure 2:** Non-adjustable venturi valve (Open-source) design for an  $\text{FiO}_2$  of 33% at supplemental oxygen flow rate of 10/minute.

### PPE (Personal Protective Equipment)

Isolate gauges in the setting of this pandemic have started strain and dread among the lay open. A shocking result of this is superfluous frenzy purchasing, leaving the individuals who need these items, for example, social insurance laborers, in constrained gracefully. Individuals from the worldwide 3D printing network have planned a plenty of reusable individual defensive gear gadgets with insertable channels, fundamentally produced utilizing ease work area fiber expulsion printers. To our best information, PPE things deprived at the hour of composing incorporate sprinkle confirmation face shields, careful veils, N95 covers, N90 covers, fueled air-purging respirator (PAPR) hoods, and Controlled Air Purifying Respirator hoods (CAPR).

A considerable lot of the PPE plans featured here are works in progress, and the adequacy of privately produced subsidiaries of these gadgets ought to be deliberately assessed locally. Moreover, these PPEs are proposed to be reusable, and consequently, neighborhood fabricating endeavors ought to deliberately think about similarity with the accessible cleansing strategies and the state of all PPE gadgets ought to be observed after disinfection on a progressing premise.

To guarantee the best fit, customizing these veils might be accomplished by imprinting in a few sizes, trying different things with adaptable materials, or surface filtering planned clients' appearances and completing extra CAD to for all intents and purposes fit these covers on an individual premise [9]. While this individu-

alized methodology may restrain fabricating throughput, the improved usefulness may legitimize this effect on throughput. When all is said in done, throughput might be the most moving component to address in creating 3D printed PPE in littler scope neighborhood 3D printing research centers. A significant number of the models featured here require a few hours to print on traditional work area printers. While numerous 3D printing labs can parallelize this procedure with different printers, throughput will probably stay restricted to many covers per printer and 3D printing assets ought to in this way, be allocated wisely.


### Developing N95 face mask and face shields

This segment alludes to PPE used to shield the wearer from airborne particles and fluid contaminants on the face. With the end goal of this article these are alluded to as "face veils" and there are a few 3D printed arrangements. The FDA, NIH 3D Print Exchange, and the United States Veterans' Association are cooperating in such manner, including building up a model N95 cover right now being tried. Meanwhile, various face cover plans have been proposed and tried by singular clients, specialists, doctors, and business substances the same with variable degrees of progress. In all cases, the end clients should obviously comprehend that solitary models are accessible now and nearby testing systems, conceivably adjusted from set up routine N95 fit testing, are significant to evaluate the nature of PPE.

The Copper3D NanoHack cover [10] shows the confinements of the network produced structures and the requirement for plan enhancements dependent on neighborhood testing and accessible specialized base. This veil can be printed with Polyactic Acid (PLA) fiber as a level piece, and is planned to be along these lines physically collected into its last three-dimensional setup subsequent to warming to a temperature of 55 - 60°C (131-140°F) by means of constrained tourist (e.g. a hairdryer) or by lowering it in high temp water (Figure 3).

Vitality, all creases must be physically fixed to guarantee a water/air proof fit. The veil incorporates a basic air admission port into which two reusable channels might be embedded, with a screw-in spread to hold the channels set up. This plan has a few downsides. Because of the level structure, just each cover can be imprinted in turn on most work area printers, restricting throughput. Essentially, our underlying tests exhibit challenges collapsing


these veils made utilizing ordinary PLA fiber, with critical holes along the creases that are hard to relieve. On the off chance that effectively fixed, the veil may give constrained wind stream to certain clients and a subsequent breathing port, reachable by reflect imaging the port-bearing portion of the cover, may should be included. Because of numerous restrictions, this veil is right now experiencing amendments by the first fashioner.




**Figure 3:** A 3D printed model of Copper3D NanoHack mask model demonstrating an intermediate stage in mask completion, left.

The HEPA veil structured by the Thingiverse client Kvatthro [11] might be produced utilizing most work area printers. PLA fiber is proposed because of the chance of fitting the cover to the individual client after warmth introduction, which is essential to guarantee the most ideal air seal in field conditions. The cover comes in male and female variations and permits space for an interchangeable HEPA channel embed inside a port at the front of the veil (Figure 4). A comparable structure has been proposed by the Chinese organization Creality [12], with an alternate arrangement of the channel holder, expected for inclusion of layers of collapsed texture or channels (Figure 5). The Creality goggles require independently sourcing straightforward plastic additions, which might be gotten from repurposed family unit things. Similarly, as with all covers, prudent testing for seal ampleness and experimentation with measuring and materials are required for usage.


The Lowell Makes cover is a variation of the replaceable front channel plan which offers the advantage of printing without supports or grip [13] (Figure 6). The veil is expected to be fixed with a froth cushioning within. While expansion of components, for example, froth cushioning to reusable PPE like the Lowell Makes veil improves client comfort, this may affect the determination of cleansing methodologies and must be considered cautiously.



**Figure 4:** Sectional view of HEPA mask design and a box for HEPA filter insertion.



**Figure 5:** Design for Creality mask and goggle.



**Figure 6:** Lowell makes mask design.

At last, extra imaginative structures, for example, the “Adaptable Mask Valvy” by the Thingiverse client iczfirz [14] have exhibited the achievability of printing PLA covers on a fabric bed stage. This structure considers reusability with devoted channel embeds. Extra minor departure from individual defensive gear incorporate defensive face shields, for example, those planned by Prusa [15]. These straightforward gadgets highlight a reusable printable head-piece to which an independently sourced straightforward sheet of plastic can be connected to make a face shield, ensuring the client’s eyes and mouth (Figure 7). Face shield structures totally bypassing 3D printing have additionally developed.




**Figure 7:** Early reusable Prusa Research 3D printed headband allowing the insertion of flexible shields. Image modified from [15].

**Environmental solutions and disinfection of printed equipment**

COVID-19 requires fastidious safety measures in constraining individual to-individual spread by means of direct contact with items or surfaces, for example, entryway handles. Straightforward mediations restricting such transmission can have expansive outcomes. Transmission from entryway handles might be hazardous in broad daylight and in clinical focuses which for the most part have an enormous number of entryways intended for understanding security or ward control, particularly during times of detachment during pandemics. While fastidious and customary surface cleaning incompletely addresses this issue, changes of a scope of handles to permit elective components for opening entryways without direct skin-to-surface contact have been as of late created at Materialize. These prepared to print entryway handle embellishments [16] can be made on most 3D printing stages (Figure

8). Current CDC rules for sanitization and cleansing in medicinal services offices characterize three significant degrees of pathogen annihilation: cleaning, purification, and disinfection [17]. Cleaning is characterized as evacuating obvious soil and natural material. The meaning of cleansing fluctuates dependent on whether it is low or significant level, and alludes to evacuating numerous or all microorganisms individually, under ideal conditions. Cleansing is characterized as guaranteed total annihilation of all microbial life on a given bit of gear.



**Figure 8:** Ready to print door handle model by materialise which can be operated by placing one’s sleeved hand on the surface of the handle closest to the door and applying pressure down and towards the operator.

In view of similarity with the built-up operational parameters for reusable respirators [18], significant level cleansing is likely the most fitting methodology when managing reusable 3D printed individual defensive hardware. Suggested purification specialists run from concentrated liquor to quaternary ammonium mixes, and the exact operator determination would probably fluctuate contingent upon the used material and printing innovation. Starting testing of the liked/accessible sanitization mode might be directed preceding scaling up make, in counsel with nearby emergency clinic approaches and thought of cleansing material accessibility. Guaranteeing similarity with generally accessible basic family unit chlorine-based or hydrogen peroxide-based mixes might be judicious for singular clients. In all cases, discussion with neighborhood clinic rules in regards to the recurrence, nature, and agreeableness of sanitization and cleansing of reusable gear ought to be followed.

For gadgets requiring cleansing, producer determinations for printing materials ought to be counseled. For instance, 3D printed nasal swabs expected to extend testing in the US must not exclusively be sheltered and give sufficient example, yet additionally should be disinfected and bundled suitably for testing and inevitable clinical use. Where accessible, constrained physical effect strategies, for example, hydrogen peroxide gas plasma or ionizing radiation might be the favored methods for disinfection, since elective techniques, for example, autoclaving may misshape the printed parts.

## Conclusion

We suggest that 3D printing specialists speak with their nearby medical clinic flexibly chain and possibly with national key store holders. A brought together vital neighborhood reaction to this emergency requires open types of sorted out correspondence. In the United States and Canada, neighborhood and state/area gracefully chain specialists should transfer best data of what is available, in travel, or on delay purchase.

Clinical gadgets are exceptionally directed for wellbeing. While devoted individuals are reacting in uncommon manners, the 3D printing network must work in corresponding to guarantee that crisis parts are protected, or at any rate more secure than the option of not utilizing them during a pandemic. Indeed, even with the earnestness of the developing COVID-19 emergency, standard wellbeing and quality proportions of 3D printing labs should keep on being followed. For bigger scholarly clinical focuses that have organizations between college-based 3D printing assets and emergency clinics, this is frequently as of now set up; nonetheless, proper security conventions ought to consistently be investigated.

Safe execution of unregulated parts is fundamental, and hazard/advantage proportions can change quickly as clinical supplies become inaccessible. Organizations and administrative bodies are firmly encouraged to work with the 3D printing network quickly and productively. For clinic frameworks utilizing interior 3D printing gave by clinical or look into/biomedical designing staff just, there is a worry for obligation with 3D printing materials without? security and quality measures set up and these frameworks should address this worry quickly if not done as of now.

Protected innovation stays a worry, especially for conceivably figuring out clinical parts that can't be bought in an ideal manner during a pandemic. Given the gravity of the circumstance at the

hour of composing, it is trusted that controllers, legitimate specialists, and approach creators can quickly come to understandings or recompenses to spare human lives utilizing the altruism of set up and required scholarly industry organizations. The idea of 3D imprinting in medication began with the objective of improving patient instruction, determination, and treatment [19]. We trust that this pandemic will motivate worldwide imagination, learning and development through synergistic collaborations of wellbeing experts and architects.

We trust that 3D printing will be a power for a positive effect on bleakness and mortality in these difficult occasions. Going ahead, the 3D printable clinical model assets portrayed here will probably be extended in various brought together model storehouses with new imaginative open source models, depictions of proposed use, gathering guidelines, and target material/printer portrayals, the perusers will discover this conversation helpful in tending to the COVID-19 test and having a constructive outcome in patients' lives utilizing this transformative innovation.

## Bibliography

1. Coronavirus disease (COVID-19) Pandemic.
2. Ramanathan K., *et al.* "Planning and provision of ECMO services for severe ARDS during the COVID-19 pandemic and other outbreaks of emerging infectious diseases". *Lancet Respiratory Medicine* S2213-2600 (2020): 30121.
3. Bateman NT and Leach RM. "Acute oxygen therapy". *BMJ* 317 (1998): 798.
4. Italian hospital saves Covid-19 patients lives by 3D printing valves for reanimation devices.
5. Easy COVID-19.
6. Respirator-free reanimation Venturi's valve (rev. 4).
7. The no2covid-ONE.
8. Code Life Ventilator Challenge.
9. WASP shares open source processes for production of personalized PPE masks and helmets.
10. About NanoHack.
11. HEPA Mask.
12. Makers Guide.

13. COVID-19 Response.
14. Flexible Mask Valvy.
15. Prusa Protective Face Shield - RC2.
16. Hands-Free Door Openers.
17. Guideline for Disinfection and Sterilization in Healthcare Facilities (2008).
18. Technical Data Bulletin. Cleaning Reusable Respirators and Powered Air Purifying Respirator Assemblies.
19. D’Urso PS., *et al.* “Stereolithographic (SL) biomodelling in craniofacial surgery”. *British Journal of Plastic Surgery* 51 (1998): 522-530.

#### Assets from publication with us

- Prompt Acknowledgement after receiving the article
- Thorough Double blinded peer review
- Rapid Publication
- Issue of Publication Certificate
- High visibility of your Published work

**Website:** [www.actascientific.com/](http://www.actascientific.com/)

**Submit Article:** [www.actascientific.com/submission.php](http://www.actascientific.com/submission.php)

**Email us:** [editor@actascientific.com](mailto:editor@actascientific.com)

**Contact us:** +91 9182824667