



Geo-Political Economic Analysis of Agriculture and Farmers Welfare Under Economic Systems and WTO Global Corporate Era

MB Dastagiri^{1*}, Shailaja Thota² and Lekhana P²

¹Principal Scientist, ICAR-National Academy of Agricultural Research Management, Rajendranagar, Hyderabad, India

²Young Professional, ICAR-NAARM, Rajendranagar, Hyderabad, India

***Corresponding Author:** MB Dastagiri, Principal Scientist, ICAR-National Academy of Agricultural Research Management, Rajendranagar, Hyderabad, India.

DOI: 10.31080/ASAG.2022.06.1201

Received: October 10, 2022

Published: October 31, 2022

© All rights are reserved by MB Dastagiri, et al.

Abstract

Most of the world's poor people earn their living from agriculture, so if we knew the economics of agriculture we would know much of the economics of being poor. Modern world is defined by various-isms like social, political, economic and philosophical ideologies. Globally, agriculture and farmers are not benefited by market reforms. Type of economic systems of a Country also effects farming and farmers. Food security and development in developing countries especially in agribusiness are shaped by Transnational Corporations. Placing national interests above corporate profit has led corporations to sue National Government as a result of WTO rulings. The present paper researches on how Global Agriculture and Farmers Welfare are under different Economic Systems in the Global Corporate Era. Scientific and Political policy approach and Meta-analysis are employed to evaluate Global Agriculture and Farmers Welfare under different Economic Systems and Global Corporate Era. It can be inferred that developing countries are following socialistic economy while, capitalist economy is adapted in developed countries. Agriculture and farmers are protected by subsidies and direct income measures in western agriculture. Also, In the world, Majority of the countries operate on mixed economies. Problems of Socialist Agriculture is Farmer's resistance to forced collectivization of lands had led to Less entrepreneurial activities in farming. Agriculture technology transformed farming, rather than living standards. Communists countries identifying characteristics in agriculture in which numerous farmers administer their holdings as a joint enterprise are collective farming and communal farming. Communal farms can be divided into two categories: Agricultural cooperatives, in which members and owners collaborate on farming activities and collective farming, in which state farms are owned and managed by the government directly. A mixed economic system which protects private properties and provides economic freedom in the application of capital, while allowing governments intervention in economic activities to achieve their social goals. Farmers gain from lower rates for electricity and other energy services, as well as subsidies, in a mixed economy. Agriculture benefits more than other types of economies because there is free movement of ideas between public and private entities. The results show that Globally, all countries protect agriculture but in many developing countries, Transnational agribusiness shapes trade development and hence affects food security further pushing farmers under debt trap and making them commit suicides. But multinational corporations can provide benefits like generating employment opportunities and the latest technological innovations in their host countries. Finally, the study conclude that Mixed Economic systems is good for agriculture and farmers welfare. The study suggests that the countries have to protect agriculture and farmers from corporates by regulating.

Keywords: Agriculture; Farmers Welfare; Economy

Introduction

In this 21st century agriculture faces many challenges. Agriculture dependent developing countries faces various social, political, economic and philosophical ideologies that define the modern world. About 9.1 billion people in the world require overall rise in food production by around 70 per cent from 2007 to 2050, while it needs to be double in developing countries. Globally, agriculture and farmers are not benefited by market reforms. Agriculture and farmers are protected by subsidies and direct income measures in western agriculture. Food security and agribusiness development in developing countries are shaped by Transnational Corporations.

Nobel Prize in Economics (1979) Awardee Theodore Schultz states that: "Most of the people in the world are poor; most of the world's poor people earn their living from agriculture, so if we knew the economics of being poor we would know much of the economics that really matters and if we knew the economics of agriculture we would know much of the economics of being poor [19].

In developing countries, at present people working in other sectors of the economy are living relatively better lives than people depending on agriculture for their living. Ways to increase incomes of those people requires finding ways, which in turn helps to achieve Millennium Development Goal (MDG) of halving the poverty by 2030. How is government going to bring income growth of such kind? Especially, in improving and developing agricultural policy towards trade and co-operation which in turn promotes contribution of agriculture to poverty reduction?

An achievement largely credited to Global economic growth is that during the past thirty years, there has been a steady decline in percentage rate of poverty [24]. A list of required conditions might result in economic growth as well as growth in agriculture, like accessibility to input and output markets supported by a good transport and marketing facilities, infrastructure for processing, non-discriminatory tax and trade policy, increase in investments towards research and extension in agriculture, employment generation even for growth of non-agricultural sectors, institutions that are functioning under good governance etc., yet the debate occurs on their relative importance and what ought to be done by government to promote them.

There are 6 different Economic systems in the world. 1. Traditional Economy 2. Capitalism 3. Socialism 4. Mixed Economy 5. Communism 6. Fascism.

Traditional economy

Rural and farm based economic system of any Country is considered Traditional Economy is also well known as Subsistence economy and is defined by barter system of trading. Capitalism is generally defined as the ownership of the various means of production (capital) privately. Markets that are characterized by the dominance of bureaucratic and hierarchical, corporations refers to Corporate capitalism. Socialism or Socialist economic systems are the type of economic systems where means of production are under social ownership. Based on their coordination mechanism they are subdivided into planning and markets into planned socialist and market socialist systems.

Mixed economy combines characteristics like economic planning on market based allocation, free markets with state intervention, industrial ownership of public and private ownership of industry. In Communism, means of production like land and factories do not belong to individuals. People all together work not for profit but for the common good. Based on their contribution to the work the produced wealth is shared among the people. Fascism is defined as a political movement that forcefully suppresses the opposition and embraces far-right nationalism. Most generally, "A dictator leading a governmental system and emphasizing on nationalism and racism aggressively".

All modern economies are mixed economies, with private and public sectors sharing production resources, also known as a dual economy. A mixed economy is a system in which production is owned by both private and public entities, with some government supervision.

Multinational Companies (MNCs) and developed countries being the giant economies of the world are the primary motivational forces behind globalization. Only 500 among largest industrial corporations' controls about seventy percent of world trade. In the world 52 corporations and 48 countries are the 100 largest economies. Largest 200 multinational corporations (MNCs) employ global work force less than one percent, but still have sales almost

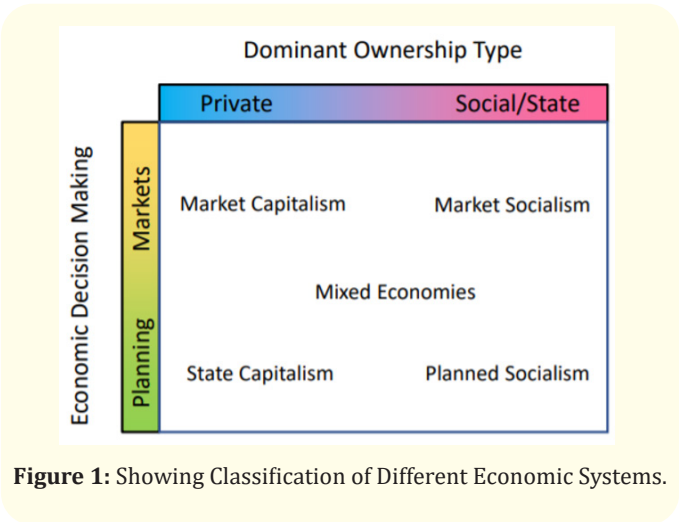


Figure 1: Showing Classification of Different Economic Systems.

equal to 30% of the total world’s GDP. Turnover of many corporations is greater than most countries’ GDP [9].

Globally, all countries protect agriculture but in many developing countries, Transnational agribusiness shapes trade development and hence affects food security further pushing farmers under debt trap and making them commit suicides. Jayne Thomson (2019) reported that multinational corporations can provide benefits like generating employment opportunities and the latest technological innovations in their host countries [3]. Hence, it is very important to research how Global Agriculture and Farmers Welfare are under different Economic Systems and Global Corporate Era. The objectives under this specific study are as follows.

Objectives

- To analyze development of Global Agriculture and Farmers Welfare under different Economic Systems and Global Corporate Era.
- To analyze Economic and Political Policy of Global agriculture and farmer’s welfare
- To analyze advantages and dis advantages of different economic systems and MNC’s.
- To suggest strategies and policy measures to improve Global Agriculture and farmer’s welfare and agricultural trade in the world.

Research methodology

This is a geopolitical and economic policy research, hence political policy and scientific approach Meta-analysis, and are employed

to evaluate Global Agriculture and Farmers Welfare under different Economic Systems and Global Corporate Era. Success, failures, relevance and geopolitical influence on different economic systems and global corporate era were also analyzed. The data on different economic systems such as capitalism, socialism, mixed economy, communism and fascist countries agriculture performance, progress and farmers welfare were collected from their countries resources, websites and authors literature. The major global MNC’s, TNC’S in food system were collected from different sources and evaluated for their usefulness in agriculture and farmer’s welfare. The period of study is from 1944 to 2020.This study is entirely based on secondary data. Under stated economic systems and corporate world, the findings of this study recommend policy approaches for global agriculture and farmer’s welfare.

Policy analysis

Policy analysis is a significant component in the identification of policy concerns and advantages, as well as the clarification of those with workable answers (Cairney, 2020) [12]. The three key analysis tools used to meet the current study’s aims are listed below:

- Political analysis
- Scientific analysis and
- Meta-analysis.

Meta-analysis is a Statistical analysis of the data from different, independent, primary studies focusing on one question, that directs to investigate the policy issues of different economic systems and corporate era. Policy analysis is a scientific approach that builds theory and facts regarding policy actions in many countries throughout the world. In the current study, primarily political analysis was employed to advocate for and promote global agriculture and farmer’s welfare policies.

Results and Discussion

Types of political economic systems

Table 1 shows a list of countries and their type of economy. It was inferred that the majority of developed countries are capitalistic, whereas developing countries are socialistic. China, North Korea, Cuba, Laos, and Vietnam are the few communist countries in the world. Only a few countries, such as Germany and Italy, are fascist. The majority of the world’s countries have mixed economies in operation. These economies play a vital role in resource allocation and agricultural protection.

#	Economy type	Country/(ies)
	Capitalism	USA, UK
	Socialism	China, Russia, Yugoslavia
	Communism	Cuba, North Korea, Vietnam, Laos
	Mixed Economy	India, France, Norway, Sweden, Denmark, Finland, Iceland
	Fascism	Italy, Germany

Table 1: Countries List and Economy type.

Global agriculture and farmers welfare under different economic systems

Capitalist countries - agriculture and farmers' welfare

Capitalism is a type of economy where all the means of production, modelling of capital goods in industrial sector are privately owned. In capitalistic countries, all control and production process related decision are taken by private companies and benefits of production are also enjoyed by them as well. The chief characteristics of the capitalistic economy are assembling the capital, a particular price system, markets with neck to neck competition, owners possess rights for private property. Production of goods for existing markets is based on demand and supply [21].

#	Advantages	Disadvantages
	Citizens has individual choice of choosing what to procure this leads to more competition between the firms	Greater chances for Monopoly or Oligopolistic markets where one or few firms join together and charge higher price for their products
	Competition between firms yields better products and services to its people	Inequality and division based on social status may arise
	Production of goods and service is based on demand which in turn generate greater incentives to eliminate waste and thus decrease production costs	Few or small group of individuals own all the money and pass down to their future generations
	Better economic efficiency due to production of demand driven goods and services	Leads to greater unemployment or recession when one private firm overruns the other
	Expansion and growth of economy rises GNP and in turn rises living standards of the people	Economy is not stable and highly fluctuating due to changes in consumer and producer markets

Table 2: Advantages and Disadvantages of Capitalism.

Overview of agriculture - The USA

- About 97 Per cent of 2 million farms are family owned in the Country.
- In 2018, Revenue generated from Agriculture is around 374 Billion Dollars
- About 17 per cent of the revenue is from Fruits and Nuts, Vegetables, Rice and Wheat,
- Cotton, Tobacco and other products contributed around 10% of the revenue
- Monoculture is practiced in extremely large farms which is About 3 per cent
- Being the world's largest producer of corn, approximately 17 per cent of its produce is exported to other states
- Modern technologies and farm mechanization is adopted by reduce cost of food production. Natural resources for future use in agriculture are protected by following Sustainable agriculture methods.
- Meat and feed canning industries gains around 75% of the total industrial revenue.
- Technical assistance on production, marketing, mechanization etc., Loans and Subsidies are provided by the U.S Department of Agriculture (USDA).

U.S. Department of Agriculture (USDA) [30]

Role

US has different weather conditions that has highly unpredictable like hurricanes, drought, tornadoes and internal conditions like war, economic recessions or crises. In these conditions, food production and supply will be a major constraint. Hence USDA concentrates on production, storage and supply of food for uninterrupted utilization during these conditions.

- USDA provides employment for more than 1,00,000 people across 4500 locations.
- USDA provides advice on nutrition by inspecting plants and animals, also supports research.
- Loans are provided to farmers when market price fall lower than established rates.
- It provides financial support, subsidies, technical assistance and also emergency support to rural Americans through the USDA Farm Service Agency.

Operating areas of USDA

Farm Production and Conservation: Focuses on Privately owned farmland, privately owned non - industrial forests, farmers, ranchers, and others.

- Risk management Agency (RMA)
- Farm Production and Conservation Business Center
- Natural Resources Conservation Service (NRCS)
- Farm Service Agency (FSA).

Food, Nutrition, and Consumer Services: It works to reduce food insecurity and bring abundance in agriculture in the United States.

- Food and nutrition service (FNS).

Food Safety: Takes care of food safety especially for Eggs, Meat and Poultry products.

- Food Safety and Inspection Service (FSIS).

Marketing and regulatory programs: Protects and regulates Plant, animal health activities and marketing agricultural products domestically as well as internationally.

- Animal and Plant Health Inspection Service (APHIS)
- Agricultural Marketing Service (AMS).

Natural Resources and Environment: It supports productivity and diversity and health of forest lands.

- Forest Service (FS).

Research, Education and Economics: Integrated education, training, research and to develop a safe and sustainable systems for food and fiber.

- National Agricultural Statistics Service (NASS)
- Agricultural Research Service (ARS)
- Economic Research Service (ERS).

Trade and Foreign Agricultural Affairs: Huge opportunities to compete in the global market are provided to farmers and ranchers.

- Foreign Agricultural Service.

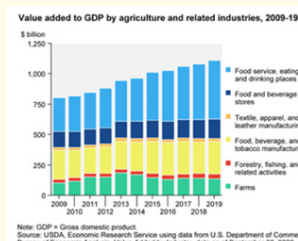


Figure 2: USDA – agriculture and related industries contribution to GDP, 2009-19.

Overview of agriculture - UK

- United Kingdom in 2020 contributed around 9.4 Billion Pounds to the Country's Economy of which 4.1 Billion Pounds is from agriculture.
- Half a Million people are involved in Agriculture, accounting for 72 per cent of land usage.
- Major cultivated croplands have milder temperatures and lower rainfall are the South-East low lands of Great Britain.
- Wheat is a major crop and occupies about 60 percent of cultivated land. Half of the cultivable land is occupied by cereal crops in the growing season
- In 2020, conventional farming lands are 97% and organic farming is around 3% of the whole farmed area [1].
- About 60 per cent of food for consumption is produced within country and 40 per cent is import dependent.
- Agricultural and lightly processed food products of 17.3 Billion Pounds were imported by UK in 2020.
- Countries like Spain, France, Germany, Netherlands and Ireland are the main trading partners.
- Single Farm Payment: Around £3 Billion worth subsidies per year were provided to farmers of the UK under this scheme.

Real terms at 2020 prices	2013-2017	2018	2019	2020
Total Income from Farming (£ million)	5,331	5,114	5,169	4,119
Entrepreneurial labour input (thousand Annual Work Units)	193	197	198	200
Total Income from Farming per AWU of entrepreneurial agricultural labour (£/AWU)	27,595	26,030	26,056	20,562

Source: Defra

Notes:

1. 2013-2017 figures are a 5-year average
2. Annual Work Unit (AWU) equals the work performed by one person who is occupied on an agricultural holding on a full-time basis in one year

Figure 3: Total Income from Farming in UK 2013-2020.

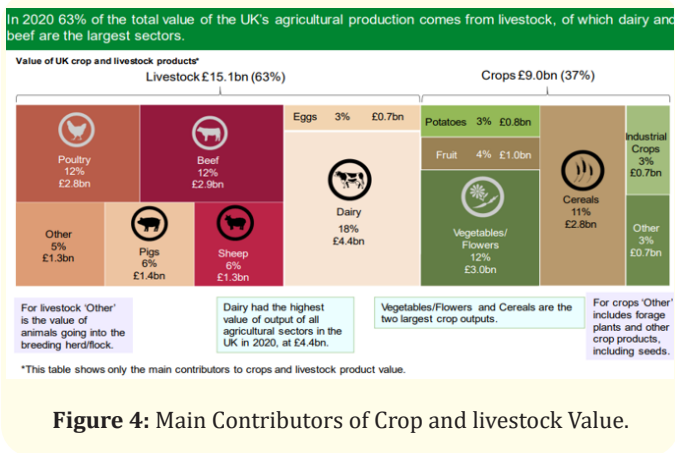


Figure 4: Main Contributors of Crop and livestock Value.

Socialist countries - agriculture and farmer welfare

Socialism: Public ownership of the means of production based economic and political system. The government makes all lawful manufacturing and distribution decisions. All output and pricing levels are also decided by the government. Citizens in a socialist society rely on the government for everything, including food and medical treatment. Production for use rather than profit is the feature of this economy. Material and wealth resources are distributed to all the people equally. There will be no competition in buying as well as selling markets. Access to any services and products is unrestricted.

Socialist slogan- “from each according to ability, to each according to need”.

Socialist country like China occupies a major portion in the world's economy.

- Population (Mid-2019): 1.39 Billion (18.47% of the total)
- Land: 9.5 Million km² (6.3% of the world total)
- GDP (1999): US\$ 989 Billion (3.2% of the world total)
- GDP (2020): US\$ 14.7 trillion (18.34% of the world).

Planned socialist economy - model of China development

The government plans all of the basic means, such as allocating resources, setting production quotas that prioritize quantity over quality, and restricting consumption in order to boost savings to invest in heavy industries. It is self-sufficient and unaffected by international economic relations. As a result, industrial equipment is overused, and production and consumption items are in limited supply.

Effect of China's model on their agriculture and farmer welfare sector

To support industrial and urban development before 1978, agriculture was heavily taxed. Since 1978 burden on agriculture has been reduced due to various economic reforms, but the constraint in development is lack of state investments. Agriculture is an important and driving force for growth and development of other sectors but over the time contribution to GDP by agriculture sector has sharply declined. Agricultural growth is least effected by growth in non-agricultural sectors because of government policies that were restricted on rural-urban migration and were biased against agriculture [20].

#	Particulars	China	World
	Area of China's arable land	1.33 Million Sq. Km 13.5% of country's total territory	10% of world's arable land
	Size of Arable Land per capita	0.09 ha	40% of world's average
	Share of China's arable land among the world	9.4%	
	Share of China's population among the world	19%	

Table 3: Current status of agriculture in China.

Overview of Chinese agriculture

- China is the major producer of rice, wheat, corn, sorghum, barley, potatoes, millet, groundnuts, tomato, tea, cotton, soy-bean and oilseeds.
- Farming lands in China is now about 121.7 million ha. But only 45% of the land is irrigated, remaining 55% of the land is rainfed.
- China has only 10% of world cultivable land but feeds almost 20% of world's population.
- China ranks first in the world with respect to farm output.
- Agriculture is contributing to 13% of China's GDP
- Major agricultural exports include, Fish, fruits, vegetables, and processed agricultural goods.
- Major agricultural imports include, Soybeans, cotton, barley
- Average landholding is 0.6 hectares.

#	Crops	Share of global production
	Pears	74%
	Apples	54%
	Peanuts	37%
	Rice	29%
	Cotton	23%
	Corn	22%
	Wheat	18%
	Soy	5%

Table 4: China's share of global production of selected crops 2019-20.

Farmer's income and agricultural value of output is increasing at increasing rate over the years during 2000 -2014.

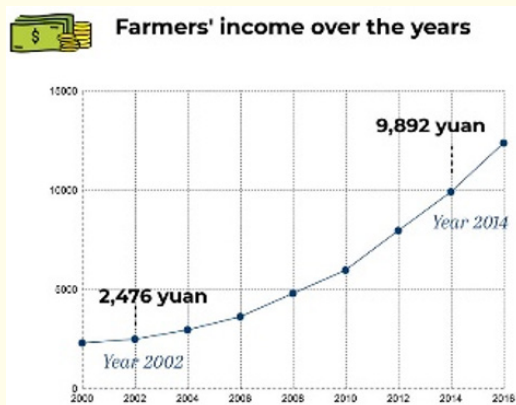


Figure 5: Farmer's income in China from 2000-2018.

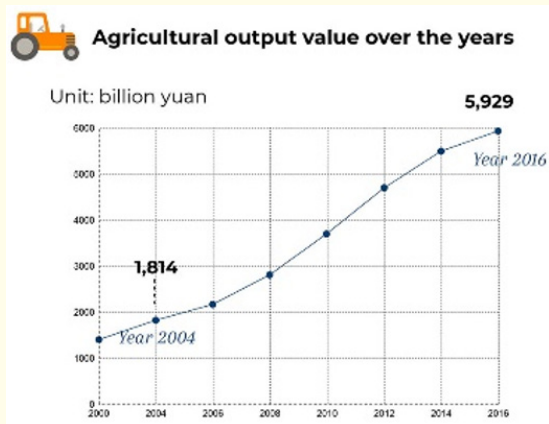


Figure 6: Agricultural output value in China from 2000-2016.

Russia

Society and its Economy

- Agriculture is the main occupation for most of the Russian population (about 85%)
- Industrialists setup industries as their private properties.
- Dissatisfaction at work led workers to unite and condemn, irrespective of division into groups.
- Only peasant community that pooled their land and divided equally among themselves were Russian peasants.

Russian socialism

- Prior to 1914, all political parties in Russia were outlawed. In 1898, the Russian Socialist Democratic Labour Party was established. It fought to grant peasants rights to land previously owned by lords. Because land was shared among peasants on a regular basis, they became natural socialists and it appeared that peasants were the main source of revolution. The party was then split into two factions: Bolsheviks and Mensheviks.
- The 1905 Revolution saw liberals, social democrats, and socialist revolutionaries join forces with peasants and workers to demand a new constitution.

Over view of agriculture in Russia

- Grains: Wheat -For consumption, Corn- For animal feed
- Fruits and Vegetables: Sugar beet, Tomato, Cabbage, Potato, Carrots and Apple
- Feed stocks: Sheep and Goats, Cattles, Pig.

Specialization of agriculture in Russia



Figure 7: Specialization of Agriculture in Russia.

#	Imports	Exports
Major	Pulses, Vegetable oils, Alcoholic beverages	Tea, Coffee, Marine products, Buffalo meats and Rice
Minor	Some marine products, Spices	Fresh Fruits, Juices, Tobacco and few Spices

Table 5: Import and Export of Agricultural products.

Over view of agriculture in Yugoslavia

- Between 1946 and 1952, the People's Federal Republic of Yugoslavia forced the collectivization of its agricultural sector.
- According to the February 1946 directives, collective farms also called Peasant's Work Cooperatives' strategic aim was combining labour and individual.
- State farms and collective farms are the two types of farms. The Yugoslavian government adopted from Soviet Union's model.
- Peasants' holdings were supervised by the government, while government-owned state farms were run by hired labour.
- The factor that led to abandonment of collectivization in Yugoslavia was The Cazin revolt of May 1950 was also called peasant revolt against the state's collectivization efforts.

Problems of socialist agriculture

- Farmer's resistance to forced collectivization of lands had led to Less entrepreneurial activities in farming
- Agriculture technology transformed farming, rather than living standards. Production is done only for organized market. Size and structure of farms is not a function of cost and size economies.
- Import dependency. No vital on farm improvements as here is no sense of ownership among the farmers. The sales are through government regulated channels at a regulated price which cannot be applied to private farms.

Conclusion

- The agricultural sector plays an important role in the development of any nation's economy.
- Economic aid to developing countries where farmers do not control their land.
- Non-owners do not make the vital on-farm improvements.
- Farmers thinking without being impeded by government policies.

- Socialistic agricultural forms, a differentiation to be made between state farms and collective farms.
- Use the agrarian sector for its own economic policy goals.
- The system has a few elements that have to be regarded as weak points.

Communist countries - agriculture and farmer welfare

The ultimate goal of communism is to construct a communist society, which is a socio-economic system founded on the ideas of absence of social classes, money, and common ownership of the means of production.

Communist countries

- Cuba
- Laos
- North Korea
- Vietnam.

Identifying characteristics in agriculture in which numerous farmers administer their holdings as a joint enterprise are collective farming and communal farming.

Communal farms can be divided into two categories: Agricultural cooperatives, in which members and owners collaborate on farming activities and collective farming, in which state farms are owned and managed by the government directly.

Agriculture in Cuban - over view

- Urban gardens cultivated intensively - Organoponics.
- Traditional farming following practices like composting and intercropping.
- Usage of non-toxic Bio pesticides and Bio- fertilizers.
- Establishment of cooperative farms.
- Surplus is sold for profits in Open farmers' markets.
- This model is highly successful that country's government would periodically suppresses farmers to become wealthy.

Experience in Cuba

- The collapse of the Soviet Union in 1989 has led to food crisis in Cuba in the 1990s.
- In the areas of petroleum, agricultural equipment and food Cuba has lost unique import advantages.
- There were severe energy and food shortages.

- Severe Malnutrition.
- Cuba responded by becoming the world's first country to adopt organic agriculture on a large basis.

Overview of agriculture in Laos

- The economy of Lao depends highly on trade and investment with North China, Vietnam and Thailand.
- Agriculture provides 80% of the employment and hence accounts to half of the GDP.
- About 80% of arable land is under Rice cultivation.
- Average land holding is 1.62 hectares
- 97% farmers own their own land
- Tree farming namely Mango, Coconut, Banana, Jackfruit, Tamarind are important part of Lao's agriculture.
- About 35% of farmers sell only part of their output while 6% of farmers sell their total output.
- Major agriculture exports include coffee, plywood, timber and lumber.
- Sugar and condensed milk major agricultural imports.
- Agriculture promotion Policy is by Land leasing and facilitation of Exports and Imports.

Communism in North Korea

- North Korea was not a communist government till 1945, when Kim Il-Sung, a Korean communist leader backed by Russia, was appointed as the new nation's leader.
- The Kim dynasty has advocated its own version of communism finding basis on the notion of *juche*, which the North Korean government does not believe to be communist (self-reliance).
- *Juche*, which was first used in the mid-1950s, emphasizes Korean nationalism as reflected by the Kim's leadership.
- Kim Jong-un ascended to power in 2011 also followed *Juche* that was maintained by Kim Jong-il, was made an official state policy in the 1970s.

Overview of agriculture in North Korea

- North Korean leaders' objective of turning the country into a defense economy has overtaken development and food production, devoting valuable resources to the military industrial complex and significantly lowering living conditions.
- Although it is an isolated and closely controlled command economy, North Korea's grain production was 4.64 million tonnes in 2019 and 4.4 million tonnes in 2020, despite a re-

quirement of around 6 million tonnes per year to suit the needs of its population.

- The average North Korean consumed 445 calories less per day against the United Nations-recommended 2,100-calorie diet. According to a UN Food and Agriculture Organization estimate, North Korea faces a food shortage equivalent to two or three months' worth of supply.
- Trade is severely limited by sanctions.

Communism in Vietnam

- In 1976, North and South Vietnam were united under a communist administration.
- Vietnam's communist beliefs were framed on Marxism-Leninism and Ho Chi Minh Theories.
- As a result of a series of political and economic changes, communism in Vietnam has weakened.
- Private enterprise and foreign investment were encouraged to revive the economy and propelling Vietnam to the forefront in several production and manufacturing sectors.
- In the last 15 years, Viet Nam's economy has grown at a rate of about 7% per year, making it stand among the world's fastest-growing economies.
- The late 1980s and 1990s' 'Doi Moi' policies were the main reason in boosting farmers' fortunes.

Overview of agriculture in Vietnam

- About 70 percent of Vietnamese earn a living from farming
- The most important crops are dry and glutinous rice, that accounts for about half of total agricultural output.
- Maize, Sugarcane, Potatoes, Cassava and sweet potatoes are among the most important food crops while Coconut, Soybean, Coffee, Cashews, Tea, Pepper, Tobacco and Rubber, are among the most important cash crops.
- The change from collectivization towards individual land ownership increased agricultural productivity and reduced poverty.
- Vietnam is now the world's third-largest exporter of rice, thanks to agricultural market liberalization and rice exports. Exports climbed by 4.2 percent in 2019, bringing in approximately \$2.8 billion in earnings from rice exports.
- The government is currently focusing on a shift in policy, away from or restructuring their staple rice production to other crops.

Mixed economy - agriculture and farmers welfare

It is a hybrid economic system that incorporates elements of both socialism and capitalism. A mixed economic system which protects private properties and provides economic freedom in the application of capital, while allowing governments intervention in economic activities to achieve their social goals.

Mixed economy offers a kind of freedom, as follows

- To possess all means of production
- To participate in managerial decision making.
- To transport all the items in trade and commerce
- To buy or sell whole enterprise to make organization
- To sell, hire, communicate and protest peacefully (marches, petitions, sue etc.).

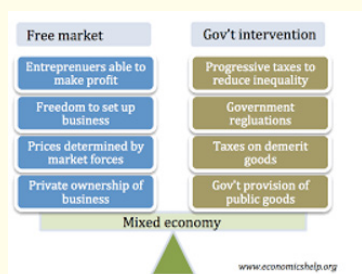


Figure 8: Depiction of Mixed Economy.

Mixed economy

#	Advantages	Disadvantages
	Enough liberty	Foreign capital inflows are low
	The highest level of welfare	the public sector is inefficient
	Cutting-edge technology	the private sector is heavily regulated.
	Best Resource Allocation	Concerns about nationalization
		The Problem of Economic Power Concentration
		The Presence of Economic Inequality Agricultural Industry

Table 6: Advantages and Disadvantages of a Mixed Economy.

India - mixed economy [29]

- India, too, is a mixed economy that embraced this method after independence
- Industrial policies introduced in 1948 and 1956 aided the co-existence of the private and governmental sectors.
- The liberalization of the Indian economy created chances for the private sector to expand, and grow.
- Following a period of economic stagnation under imperial authority, India implemented strategies to promote economic growth and lay the groundwork for technological, scientific, and industrial development.

Over view of agriculture in India

- Agricultural infrastructure is underdeveloped, thus irrigation sources are scarce, and agricultural goods are at danger of rotting due to a lack of suitable storage facilities and markets.
- Despite these issues, output continues to rise. India is a leading producer of Wheat, Rice, Vegetables, Sugarcane, Lemon, Banana, Mango, Papaya, Tea, Cotton, Oil seeds and silk worms.
- While forestry contributes less to the country's GDP, it is a rising sector that produces fuel, Timber, Gum, Hardwood and furniture.
- Fishing and aquaculture are also important contributors to Indian economy.

Mixed Economy in India is supported by centrally as well as state sponsored missions

- National Food Security Mission (NFSM)
- National Mission on Oilseeds and Oil Palm (NMOOP)
- Mission of Integrated Development of Horticulture (MIDH)
- National Mission on Agriculture Extension and Technology (NMAET)
- Rashtriya Krishi Vikas Yojna (RKVY) (State sponsored scheme)
- National Mission on Sustainable Agriculture (NMSA).

Mixed economy in France [27]

- Following the oil crises of the 1970s, unemployment increased significantly and growth rates were slowed.
- Agriculture and industry were the leading sectors in the 1950s.
- France adopted a mixed economy since long time even though there is more dominance of Private sectors

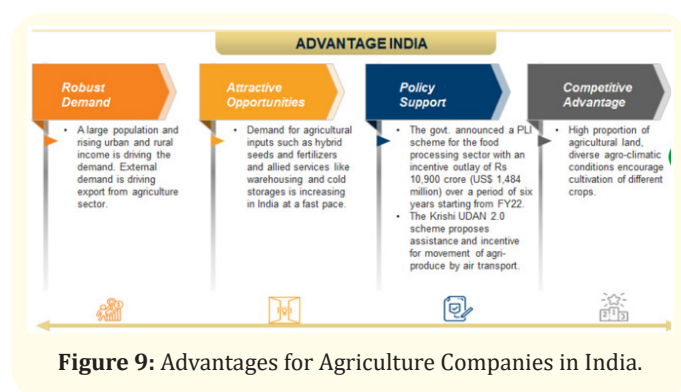
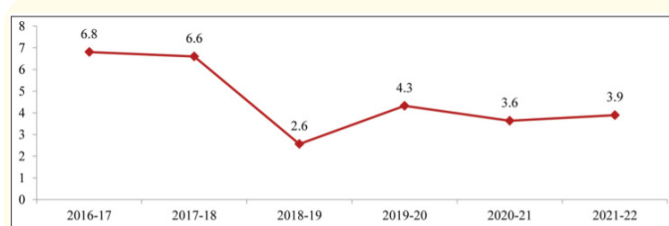


Figure 9: Advantages for Agriculture Companies in India.



Source: First Advance Estimates of National Income, 2021-22

Figure 10: Growth of Agriculture and Allied Sectors (Per cent).

- Socialist government implemented an extensive nationalization scheme in 1982.
- Postwar economic expansion has been followed by a significant gain in living standards, as evidenced by an increase in the number of families owning their homes, a shorter work-week, and more vacation days.

Over view of agriculture in France

- Agriculture employs only around 3% of the labour force and contributes only about 2% of GDP. Also, France vast land area, which is arable or pastoral land that has been forested for agriculture and forestry.
- Despite this, France is the European Union's top agricultural nation, producing more than one third of the European Union's Cereals, Wine and Oilseeds and contributing for more than one fifth to overall output.
- Mediterranean regions have large areas dedicated permanently to farming.
- By adopting modern agricultural technologies, France has become a significant agricultural producer in Europe.
- Subsidies are generously provided by the government to the agriculture industry.

- France is known for its beef, veal, poultry, and dairy products, in addition to its wine.

Mixed economy in Scandinavian countries (Norway, Sweden, Denmark, Finland, Iceland)

Over view of agriculture in Scandinavian countries

The Nordic Council of Ministers, in June 2012 for Fisheries, Agriculture, Food, and Forestry stated that green growth is driven by primary sectors and food businesses. Green growth aims to improve both production viability competition and sustainability. The usage of commercial fertilizers increased dramatically in the Nordic nations in the 1960s and 1970s, resulting in greater agricultural productivity as a result of increased inputs such as chemical fertilizers.

Major Agriculture practices of Scandinavian farmers:

- **Agriculture:** Cereals, Sugar beet, turnips, Oil seeds and potatoes etc.
- **Livestock:** Dairy cattle, pigs, and poultry
- **Fisheries:** Marine (offshore and inshore) and inland fisheries as well as aquaculture
- **Natural resource:** Timber, Pulp and paper.

Fascism - agriculture and farmers welfare

- It rose to prominence in Europe in the early 20th century. It is a type of authority where nationalism is marked by dictator's control, harsh suppression of opposition, and heavy socio-economic regimentation.
- To forge national unity and to maintain an orderly and stable society, a fascist state is led by a martial law government under strong leader (such as a dictator) composing the members of the ruling party.
- Juan Perón in Argentina, Italy's Benito Mussolini, Germany's Adolf Hitler and Francisco Franco of Spain were the most well noted leaders of the 20th century fascist countries.

Characteristics of fascism

- Militarism and Imperialism
- Corporatism
- Absolute State Power
- Dictatorship
- Extreme Nationalism
- Superiority of the People of the Nation.

Common features

- Aggressive commercial strategies aimed to ensure national food self-sufficiency
- State action to influence rural markets.
- Corporate designs were used to bring about societal harmony.
- Agrarian policy can benefit from military discipline and hierarchy as institutional solutions.

Over view of agriculture in Italy

- 1925 - Battle for Wheat
- 1926 - Import restrictions on agricultural commodities
- 1929 - Subsidies are paid to boost the export of a certain crop.
- 1930 - Controls on acreage, output, and pricing are imposed.
- Ruralization and internal colonization were encouraged through legislation.
- Tax laws and credit policies were altered.

Over view of agriculture in Germany [28]

- From 1952 to 1960, under intense political pressure, east Germany grouped small farms together to form agricultural cooperatives.
- Cooperative crop-producing or State-run firms had more than 11,000 acres by the mid-1980s. Despite a significant reduction in agricultural workers, modern machinery and scientific advancements resulted in greater production.
- Potatoes, Oats, Rye and fodder beets are typically grown in inferior soils.
- Milk production in non-arable areas in East Germany was concentrated.
- Fruits, vegetables, and flowers are grown in the surrounding city areas of western Germany. Tobacco and seed corn thrive in the southwest warm lowlands.

Agriculture and farmer's welfare under global corporate era

According to Reardon, *et al.* 2004, Neven and Reardon, 2004. MNCs are widely disseminated over the world, especially in developing countries, with a larger share concentrated in the United States and Japan and China, Brazil, India, Malaysia, and Mexico accounting for about 8% of the top MNCs. (Global Development and Environment Institute) [16,18].

In the globalization of food and agriculture, transnational companies (TNCs) have played a significant role. The growing influence of transnational corporations (TNCs) throws into question several of the assumptions about global agricultural commodity markets' competitiveness. To know systems of food production, it is required to see beyond areas, or even countries, to answer the issue of who benefits Farmers; transportation systems, grain traders, retailers, food processors and consumers involved in the supply chain. Corporate firms, once regarded as perilous and untrustworthy by governments, are now acknowledged as a major in the globalized economy, wielding significant influence over international organizations and governments in the entire world. There's a dire need for Global agriculture to metamorphose in alleviating poverty, hunger by protecting food security and fight against climate change [14].

Share The World's Resources (2019) stated that The public suffers as a result of corporate friendly policies such as government reduction, market liberalization and privatization. Due to widespread opposition to many of the concepts and effects of globalization on a global economic scale. Transnational firms are constantly trying to minimize their tax, labour and environmental limitations by relocating their production facilities to developing countries resulting in widespread unemployment in developed countries [7].

Historical perspective of multinational strategies in developing countries

The impact factors in the modern history of globalization on business strategies during three eras is investigated from the 19th century to the present. The extent to where multinationals' internal skills facilitated them to adapt to all opportunities and performance impacted by threats.

Geoffrey Jones (2010) provided a three-part longitudinal and descriptive analysis of multinational companies' strategy in emerging countries [6].

- The current political economy includes home and host government policies, legal environment for international trade.
- Resources and markets available in host countries.
- Local businesses pose a threat.

Opportunity/Risk	First Global Economy (1850-1929)	De-Globalization (1929-1978)	Second Global Economy 1978 - till date)
Political Economy	Imperialism and Western firms supported by International laws, High receptivity.	Controls on exchange and Import Substitution Expropriation	Assertive, Sovereign and Liberalized governments
Resources and Markets	Low income, Huge natural resources, Cultural Differences	Foreign ownership restricted due to limited convergence	Low cost labour and Globalization
Competition	Initial stages	Private enterprises were curbed and State-owned companies were encouraged	Growing private sector
Strategies	Overcome logistical challenges by seeking home country support and making local business entities as Partners	Joint Ventures with local participation. Negotiations were forced.	Adaption to local politics markets and low labor Costs,

Table 7: In the Three Globalization Eras, Multinational Strategies in Developing Countries.

Source: Geoffrey Jones (2010): Multinational Strategies and Developing Countries in Historical Perspective.

#	MNC	TNC
	Stands for Multi National Company	Stands for Trans National Company
	A corporation with its branches or facilities or assets in more than one country other than the home country	A corporation that operates in other countries including the home country
	They have subsidiaries in other countries	They do not have subsidiaries in other countries
	These companies have management globally and this is coordinated by an office at central level.	These companies do not have a centralized management system
	Decision making occurs in Home country and made to implement on all subsidiaries globally	Decision making is de centralized and hence each TNC can make a decision individually on its own
	As the company is centralized any decision made, affects all subsidiary companies at global level.	Subsidiary companies at global level are not effected as they are free to decide independently
	Ex: Godrej Agrovet, Britannia	Ex: Du Pont, Syngenta Global, Monsanto

Table 8: The following table show difference between MNC and TNC in brief.

Over time, countries have moved between the “developing” and “developed” categories. Given the most obvious example, Japan in the first global economy has risen from emerging status to the second largest economy in the modern global economic world. Sumru Bakan and Elif Yildirimci (2015) found that using economic and

financial statistics and examining the effects on India, as a developing country, the country allures for direct foreign investment [22]. The study’s findings show that multinational corporations’ globalization has a favorable impact on India as a developing country.

Where corporations work

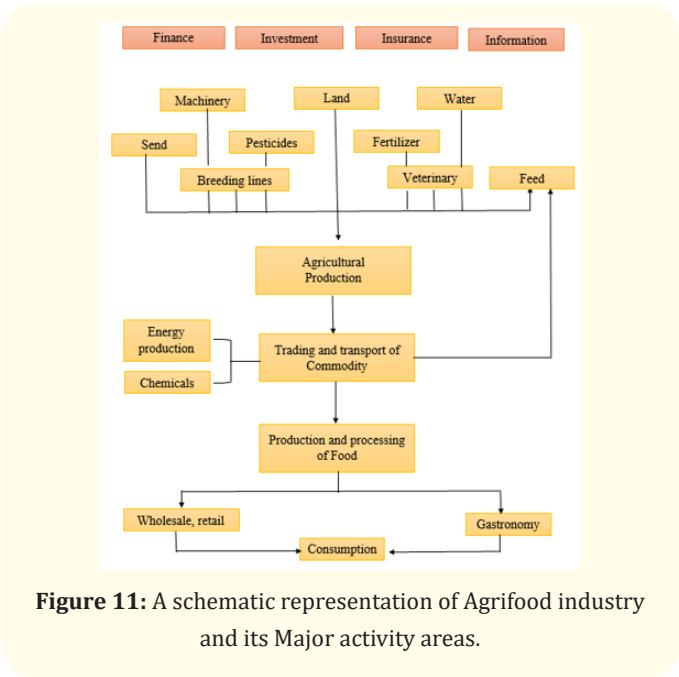


Figure 11: A schematic representation of Agrifood industry and its Major activity areas.

Agribusiness companies

Gigantic corporations such as Cargill, Nestle, Monsanto, ConAgra, and Archer Daniels Midland has a stranglehold on the global food system. They operate major portions of the international grain, fertilizer, pesticide, and seed markets, and they are involved in the food supply chain from farm to fork. Farm equipment firms, such as Deere and Company, and large food dealers are also influential. Hedge funds and other investment corporations are quickly establishing a global market for agricultural land, bringing in new players to the food system. These businesses influence government food policy. They drive small farmers out of business, encourage energy-intensive industrial agriculture, and create an unsustainable production and distribution system.

The role of transnational corporations and WTO

Transnational agribusiness influences food security and development in poor countries by shaping trade. Transnational agribusiness market strengthened in operations at global agricultural markets due to stronger trade laws and enhanced transparency, the arguments given argue that these are required if trade is to contribute positively to achieve food security for all.

Sl no	Companies	Type of Products
1	Cargill	Palm oil, Sugar cane, Milk, Beef, Pork, Poultry, Aquaculture
2	Olam	Milk, Almond, Palm oil
3	Bunge	Sugarcane, Corn, Oilseeds, Beef
4	Louis Dreyfus	Sugar cane, Corn, Oranges
5	Mitsui	Cotton, Milk, Oil, Grain, Poultry, Shrimp
6	Glencore	Oil, Grain
7	ADM	Sugar cane, Palm oil
8	Noble Group	Group Oilseeds, Cereals
9	Charoen	Pork, Poultry, Aquaculture, Fruits, Vegetables
10	Wilmar	Palm oil, Sugar cane

Table 9: Large retail companies that have entered in to agreements with producers of Agricultural products.

The WTO Agreement on Agriculture (AoA) provides a framework for many negotiators to address issues that are essential to them, such as easy access to market, support in domestic markets, and subsidies in exports. The AoA failed to reduce agricultural expenditure in affluent countries and increase opportunities to access market, but it did lay the groundwork for future talks. The AoA's structure is still the most commonly mentioned good effect.

Points overlooked in AoA framework

- The demand inelasticity of agricultural products. Food is a basic necessity and fundamental right to humans; it must be available to everybody, not just to people with purchasing power. Market-based transactions do not adequately capture the demand for food.
- Relative inelasticity of agricultural supply
- Most farmers' political and economic weaknesses: in the food system, farmers are price takers.

Multinational corporations in the global economy: often debated, seldom measured

Sébastien Miroudot, Davide Rigo, Koen De Backer (25 September, 2019) Understanding global value chains requires clear in-

sights into the function and operations of multinational firms, yet empirical research on such enterprises is sparse. The OECD Analytical AMNE database offers special options to research multinational firms' operations as well as the impact on investment and production patterns in the global value chains. It demonstrates the importance of MNEs and their networks of international affiliation in today's global economy.

The successful corporate power on the world economy is quantifiable, as only 500 businesses today control 70% of worldwide trade. 90% of all biological resources come from the developing countries, where agriculture provides a living for 75% of the population. Despite this, transnational corporations headquartered in industrialized countries own 97 percent of all patents worldwide. Large-scale agribusinesses are exporting cash crops rather than growing food for those who locally need has out-competed small farmers and had led to deterioration of food security at the same time.

Conclusions

The various-isms are social, political, economic and philosophical ideologies that have defined the modern world. Globally, agriculture and farmers are not benefited by market reforms. Transnational agribusiness shapes trade and thus affects food security and development in developing countries. WTO rulings have often resulted in national governments being sued by corporations simply for placing national interests above corporate profit. Most of the world's poor people earn their living from agriculture, so if we knew the economics of agriculture we would know much of the economics of being poor. The present paper research how Global Agriculture and Farmers Welfare are under different Economic Systems and Global Corporate Era.

The significant findings are:

USA

In the United States, farm producers' ultimate goal is to gain highest profits by the sale of raw materials. Some farmers produce for general commodity markets, while few others do post-harvest processing there by selling these value added good to public directly. When huge quantities are produced by farmers, these commodities move to regional, National or International Markets. The ultimate goal for private companies marketing these commodities is maximization of margins in profits. Farms specialize in Fruits like

Berries, vegetables, crops like Potatoes, Wheat, Sorghum, Cotton, ground nuts are grown Dairy farms that raise beef cows, Poultry, sheep and hogs are grown in large scale for industrial sector. To meet these demands and incentives of Capitalist markets, government provides subsidies. The agitation of capitalist system is that it develops as all the sectors maximize their profits especially in agriculture.

More 0.6 percent of GDP is contributed by agriculture which is around \$136.1 billion, While Agri-food industries together contribute around a 5.2 per cent which attributes to \$1.109 trillion in 2019

UK

Agriculture contributed 0.49% to the country's Economy and 1.44 per cent in employing workforce in 2020. Over all income from agriculture is estimated to be £4.1 Billion and around 26 per cent of farms had over £50,000 Farm Business Income. Around 17.3 Million hectares of total 71 per cent land in UK was utilized for agriculture. About 6 Million hectares was arable land of which 3 Million hectares were under cereal crops. Total cattle population was around 9.6 Million, Pig population was 5.1 Million while Sheep and lamb is around 32.7 Million. Dairy and beef herds has around 1.9 and 1.5 Million population resp. in 2020.

Problems faced by agriculture under capitalist economy

- Even though there is abundance of food, there are hunger striving people
- Increased dependency on chemical fertilizers due to poor soil nutrients
- Accumulation of pollutants from chemical fertilizers on farm lands and cities
- Obdurate animal raising for meat industries
- Poorer crop rotations
- In the US and UK, agriculture was the main reason for around 9% and 10% resp. of greenhouse gases like nitrous oxide and methane released from fertilizers and animal rearing(cows).
- Of the total CHG and carbon dioxide emission, agriculture was the source of 10% CHG and 1.7 per cent of carbon dioxide emissions in UK.

China

China ranks first in the world in farm output. China has only 7% of world cultivable land but feeds around 20% of world's popu-

lation. Farmer's income and agricultural value of output over the years during 2000 -2014 is increasing at increasing rate.

Russia

About 85% of Russian population were agriculturalist. Unlike the French peasant, peasants had little reverence for nobility. Specialization in Crops 51% livestock 49%.

Yugoslav countries

Government supervised peasants' holdings. State farms and Collective farms were the two types of farms followed by the government followed adopting the Soviet Union's model.

Problems of socialist agriculture

Agriculture technology transformed farming practice more rather than living standards Farmer's resistance to forced collectivization of lands. Less entrepreneurial activities in farming. Production only for organized market. Size and structure of farms is not a function of cost and size economies. Import dependency and sales are through government regulated channels at a regulated price which are not applicable to private farms.

Communist countries

- Agricultural production in which many farmers administer their lands as a joint enterprise include collective farming and communal farming.
- Agricultural cooperatives, in which owner members collectively engage and perform farming activities as a collective and state farms which are owned and directly controlled by a centralized government, are the two main forms of communal farms.

Cuba

Established cooperative farms where farmer's surplus is sold for profits. Government periodically suppressed success of these cooperative farms, to stop farmers from becoming wealthy. Cuba responded by becoming the first country in the world to implement national-scale organic agriculture.

Lao

Agriculture that employs 80% of the country's population contributes to half of the GDP. Rice is the most prominent agricultural crop, accounting for about 80% of arable land. About 97% farmers own their own land. Tree farming is important part of Lao's agriculture, includes mango, coconut, banana, jackfruit, tamarind. Agriculture promotion Policy includes Land leasing and Export and Import facilitation.

North Korea

Being in an isolated and tightly controlled commanded economy, North Korea's grain production reached 4.64 million tonnes in 2019 and is expected to fall to 4.4 million tonnes in 2020, when the country's population wants over 6 million tonnes per year. According to a UN Food and Agriculture Organization estimate, North Korea faces a food shortage equivalent to two or three months' worth of supply. Trade is severely limited by sanctions.

Vietnam

In the last 15 years, Viet Nam's economy has grown at a rate of about 7% per year, placing it among the world's fastest growing economies. Farming provides a living for 70% of Vietnamese people. The shift to individual owned land cultivation from collective farming resulted in increased agricultural productivity while lowering poverty. Rice exports from Vietnam made it the world's third largest shipper of the grain, increased by 4.2 percent in 2019, bringing earnings from exporting of rice to about \$2.8 Billion.

India

Indian Economy had stagnation during the British rule so it has brought some policies in 1948 and 1956 to support growth in economic development there by supporting Scientific, Industrial and Technological developments.

India's GDP at the time of independence was only 2.7 Lakh Crores, it's now 135.13 Lakh Crores by 2021. This indicates a long journey of seventy-four years marking it one of the largest economies in the world. In addition to this Indian Economy was liberalized in 1991 further supporting economy's growth and expansion in giant strides.

Current problems in agricultural industry in India, Monsoons provide the water that small farmers require to grow their crops.

Irrigation is in short supply due to the lack of agricultural infrastructure. Agricultural products are at risk of rotting due to a lack of proper storage facilities and distribution systems. Production is increasing despite all of these factors. India is now a major producer of Rice, Wheat, Cotton Sugar Cane, Tea, Vegetables, Lemon, Mango, Oilseeds, Banana and Papaya and silkworms.

France

Agriculture employs only about 3% of the workforce and contributes only approximately 2% of GDP. France is the European Union's country with most productive agriculture, accounting for more than one fifth of overall output. In addition, European Union's more than a one third production of the Oilseeds, Cereals and Wine if from France. It has become producer of major agricultural products in Europe, thanks to government subsidies and the application of modern agricultural technologies. Wine, beef, veal, poultry, and dairy goods are also popular in France.

Scandinavian countries (Norway, Sweden, Denmark, Finland, Iceland)

- Subsidies to the agriculture sector are large and while the quantity of support has declined, there has been a shift to support developing public goods rather than supporting commodity production.
- Around 70% of Scandinavian farmers value high-quality food production, as well as sustainable and environmentally sound farming, over profit maximization.

Fascist countries

Italy

- 1925 - Battle for Wheat
- 1926 - Import restrictions on agricultural commodities
- 1929 - subsidies were paid to encourage certain crops exports.
- 1930 - Limits on price limits, output and acreage was established, legislation was passed to stimulate colonization internally and Ruralization, tax laws and credit policies were changed.

Policies followed under fascism period (1922-25)

- Minimum government interference in the private sector
- Eased Trade controls
- New tariffs or trade restrictions

- Regulated investment in agriculture.
- Prizes were offered to farmers with the highest wheat yields per hectare.
- Subsidies were provided for the construction of new storage facilities.
- The government sponsored stockpiling programmes and marketing agencies.
- Price supports and acreage controls.

Germany

- In the mid 1980s, farms run by the state or farm cooperative production covered more than 4,450 hectares (11,000 acres) on an average.
- Though there is a significant decline in agricultural employees, production increased significantly due to Modern technology, Machinery and Innovations.
- Germany's production and domestic demand of prominent agricultural products (such as Milk, Meat, Sugar, Oil, Grains) outstripped, as a result surplus and exports flourished by 21st century.
- Strategies in developing countries from developed countries by Multinationals:
- The policies from prevailing political economy including the international legal framework from home and host governments.
- Resources and Market facilities availability in the host country.
- Local firms' Competition.

Agriculture is undergoing refinement as each country strives to enhance its current economic situation in all available ways. Agriculture contributes significantly to the economy. As the study has examined the many types of economic systems, agriculture and farmers benefit from a mixed economy. Because it is a combination of governmental and private policies, agriculture can be well directed to satisfy demand and supply quantities. Unlike a capitalistic economy, here the government will bring a sense of security to consumers and farmers which thereby achieves stability in the production and distribution of goods through farmers, processors, and final buyers. As the ultimate goal in a capitalistic economy is to maximize profits, a capitalistic economy allows to utilize all available resources in order to produce more, there will be excess-

sive use of natural resources however there will be no restrictions in utilizing quantities and there is also loss of biodiversity due to extermination of indigenous plant species to raise the varieties of crops that are intended to trade in the market whereas in the mixed type of economy producers abide by regulating bodies and take corrective decisions. A mixed economy will have less impact on privatization and reduce the risk of loss of genetic diversity or private companies overtaking farmer's liberty for profit maximization, government interferes to maintain integrity between these private organizations, producer and consumer. In case of Fascism government does not care about farmers, they would rather invest in military than in agriculture. And farmers do not have any right to rise voice against strict policies. Less sources of employment and taxes are noticeable as there is meagre investment from outside nations, apart from funding the military, there would be no other money to spend on the everyday operation of the state. As in the case of the socialistic economy, the production decisions will be taken solely by the government, However, in the mixed type of economy, there will be freedom in the hand of farmers in taking decisions in the means of production and there will be the zero commands. MNCs and TNCs operating in a mixed economy helps in opening new markets and enhances Foreign Direct Investments as per rules and regulations benefits producers, companies as well as consumers and national economy as a whole. Public sector and private companies act accordingly to preconfigured laws in the welfare of the farmers and put forth numerous schemes for farmers' assistance and support and will be working constantly for dissolving queries for instance in India which is having a mixed economy, Farmer producer organization scheme which has been launched by the government of India recently is also been governing by Non-Government Organizations with the aid from the Indian government for the ultimate welfare of the farmers.

Farmers gain from lower rates for electricity and other energy services, as well as subsidies, in a mixed economy. Agriculture benefits more than other types of economies because there is free movement of ideas between public and private entities, as well as coordination, governance, the development and release of new plant varieties, and sponsorships to private bodies in agricultural research and development.

Suggestions

The ability of MNC management to deploy financial resources has indeed been curtailed in recent years amid host governments'

efforts to maintain influence on their own national economies. Managers who are compelled to work even under terms may indeed be able to differentiate between the various forms of government intervention. The first and particular seek to control the underlying processes in decision making by an MNC and is regarded as a threat to managerial autonomy. Since it lays the fiscal and regulatory ground rules for an MNC's decision to compete in a host country, is also described as a barrier on strategic flexibility can be stated as the second. A decision making process mainly affects internal mechanisms seems to be a visible threat to managerial autonomy process. They all add up to a considerable restriction on MNC leaders' total strategic freedom.

Bibliography

1. Agriculture in United Kingdom (2020).
2. Cindy Phillips. "Three Levels of Ethical Standards in a Business Organization".
3. Corporate Power in a Global Economy. Global Development and Environment Institute Tufts University, Medford, MA 02155 <http://ase.tufts.edu/gdae> A GDAE Teaching Module on Social and Environmental Issues in Economics by Brian Roach.
4. Global Agriculture towards 2050, High Level Expert Forum on How to feed the world, 2050 – 12-13 October 2009, Rome-Italy.
5. Fred Magdoff. "A Rational Agriculture Is Incompatible with Capitalism: Monthly Review An Independent Socialist Magazine" (2015).
6. Geoffrey Jones. Working Paper, 10-076, Harvard Business School (2010).
7. Multinational corporations: an overview Share The World's Resources 19 May (2008).
8. Kimberly Amadeo. "The U.S. Agriculture industry and how it works" (2021).
9. Koen De Backer, *et al.* "Multinational enterprises in domestic value chains". OECD Science, Technology and Industry Policy Papers 63, OECD Publishing (2019).
10. MA Khan, *et al.* "Poverty Growth Inequality Triangle by Principal Component Analysis". *International Journal of Rural Management* (2014).

11. Mohsin Abdul Sajida Jabine. "The Implications of WTO Agreement on Production and Consumption of Wheat in Pakistan: A Time Series Analysis". *Journal of Applied Sciences* (2006): 6.
12. M B Dastagiri and P V N Sindhuja. "Global agricultural prices and policies during WTO regime: Explorative research to price policy advocacy". *World Food Policy* (2021).
13. M B Dastagiri. "Global Farmers Welfare and Neoliberal Agricultural Trade during Regime: Global Trade Analysis". *Agrociencia* 55.6 (2021): 84-115.
14. M B Dastagiri and AS Vajra. "The Political Economy of Global Agriculture: Effects on Agriculture, Farmers, Consumers and Economic Growth". *European Scientific Journal* 14.4 (2018): 193-222.
15. Neeta B. "Role of knowledge management Strategies in Cooperation Agreements Organizations". IGI Global (2017): 128.
16. Neven D and Reardon T. "The Rise of Kenyan Supermarkets and the Evolution of Their Horticulture Product Procurement Systems". *Development Policy Review* 22.6 (2004): 669-699.
17. Prof. John McMurtry. "Global Poverty: How the Rich Eat the Poor and the World. Global Research" (2016): 1-4.
18. Reardon T and Swinnen JFM. "Agrifood Sector Liberalization and the Rise of Supermarkets in Former State-controlled Economies: A Comparative Overview". *Development Policy Review* 22 (2004): 515-523.
19. Schultz T. "The Economics of Being Poor". *The Journal of Political Economy* 88.4 (1979): 639-651.
20. Shujie Yao. "How Important is Agriculture in China's Economic Growth?" *Oxford Development Studies* (2010).
21. Sophie Yeo. "Can Sustainable Agriculture Survive Under Capitalism?" *Pacific Standard* (2019).
22. Sumru Bakan and Elif Yildirimci. "A Growth Story: Globalization, Multinational Companies and India". *Journal of Economics and Development Studies*. September 3.3 (2015): 143-153.
23. Sunghun Lim. "Structural transformation in the era of global agricultural value chains" (2021).
24. World Bank. "The Growth Report: Strategies for Sustained Growth and Inclusive Development". Commission on Growth and Development, The International Bank for Reconstruction and Development/The World Bank (2008a).
25. World Bank. "Accounting: The Zambia Centre for Accountancy Studies". Africa Region Findings and Good Practice Infobriefs; No. 4. Washington, DC. © World Bank (1996).
26. <https://www.mdpi.com/journal/economies>
27. <https://www.oecd.org/france/publicationsdocuments/reports/>
28. <https://www.oecd.org/economy/germany-economic-snapshot/>
29. <https://www.oecd.org/india/publicationsdocuments/>
30. <https://www.oecd.org/unitedstates/publicationsdocuments/reports/>
31. <https://www.fao.org/publications/sofa>
32. <https://www.ibef.org/industry/agriculture-india/showcase>
33. <https://www.usda.gov/our-agency/about-usda/mission-areas>