



Factors Affecting Ginger Production in Sunsari District, Nepal

Soni Ghimire^{1*}, Devendra Prasad Chalise¹, Jyoti Neupane¹ and Kedar Devkota²

¹Department of Agriculture, Agriculture and Forestry University, Rampur, Nepal

²Assistant Professor, Department of Agricultural Economics and Agri-business Management, Agriculture and Forestry University, Rampur, Chitwan, Nepal

*Corresponding Author: Soni Ghimire, Department of Agriculture, Agriculture and Forestry University, Rampur, Nepal.

Received: September 16, 2019; Published: October 30, 2019

DOI: 10.31080/ASAG.2019.03.0705

Abstract

A study was conducted in Bishnupaduka and Panchkanya of Sunsari district from February to May, 2019 with the objective to study factors affecting ginger production. Purposive selection of the site was done. For the study, eighty ginger growers were selected using simple random sampling method. Well-designed questionnaire was administered to the growers for primary data collection after pretesting it. Secondary data was obtained through journals, research articles, publications and reports. Key Informant Interview with progressive farmers, farmer leaders, manager of private farms and local extension workers was conducted along with questionnaire survey. The obtained data was analyzed using computer software packages like: MS Excel and SPSS. Indexing technique was used for qualitative data to rank each problem. Correlation coefficient tested the strength of relationship between various dependent and independent variables. The study showed that educational status, time of planting, planting distance, types of farming and training had positive and significant relationship with the level of production while seed treatment and crop rotation had positive but highly significant relationship with the level of production, each having Chi-square value of 18.42. Similarly, seed quantity, manure quantity, frequency of weeding, labor cost, family size, land size under ginger cultivation and experience on ginger farming were found to have positive and significant correlation with the level of production with Pearson correlation coefficient of 0.22, 0.271, 0.203, 0.208, 0.22, 0.253 and 0.26 respectively while the age of the respondents was found to be negatively correlated with the level of production with the Pearson correlation coefficient as -0.25. Similarly, price was also found to be a determining factor influencing the level of production as well. Further, the prevalence of rhizome rot disease was found to be the bottleneck in ginger cultivation. Also, obtaining quality planting materials, proper irrigation facilities, lack of quality inputs, labor crisis were identified as other major problems during ginger production.

Keywords: Ginger; Production; Rhizome Rot

Introduction

Ginger is one of the promising high value spice crops having a large production and export potential for Nepal [1]. Ginger (*Zingiber officinale*) is a monocotyledonous, herbaceous tropical plant belonging to the family Zingiberaceae [2]. It is a flowering plant whose rhizome is widely used as spice either in its fresh form or dry form or used for various other medicinal purposes [3]. It is used in the preparation of pickles, candy, squash, powder, sutho (dried ginger), and beverages. Dried form of ginger contains 15% aromatic oil, 6% oleoresin while the fresh form contains 12.3% carbohydrate, 2.3% protein and 0.9% fats and some amount of vitamins and minerals [4]. It also helps in preventing nausea, asthma, cancer, migraine, constipation, cold, blanching, cholesterol and blood pressure.

Ginger farming is the main source of income for the peasants of mid-hills in Nepal who derive their living from fragmented plots of land [5]. It is being grown in commercial scale due its climacteric suitability across the whole east-west length along the Siwalik and mid hill ranges extending up to the altitudes of 1500m [6]. Farmers

generally cultivate two landraces of ginger, Nase and Bose. Ginger Research Program (GRP), Salyan has released two varieties of ginger, Kapurkot Aduwa-1 in 2001 and Kapurkot Aduwa-2 in 2016 [7].

Ginger plays an important role in agrarian and industrial development of the country like ours [8]. As defined by the government of Nepal, ginger is one of the 12 priority export products of Nepal Trade Integration Strategy [9]. Nepal is 4th in worldwide ginger production after India, China and Nigeria and contributes about 9.19% to the world's production [10]. Nepal lies in 5th position in terms of total export volume of ginger [11].

The total area under ginger cultivation in Nepal was 21,869 ha with the productivity of 12.43 Mt/ha whereas area under ginger cultivation in Sunsari district was 450 ha producing 4235 Mt of ginger with productivity of 9.41 Mt/ha. Thus, this study was carried out to attain the following objectives:

1. To determine various factors affecting ginger production and find their relationship with the production

2. To study the major constraints faced by ginger growers during production
3. To identify various factors that motivate farmers towards ginger production.

Materials and Methods

Study site

The highly potential areas, Bishnupaduka (Dharan-20) and Panchakanya (Dharan-6) of Sunsari district of Province number 1 which lies in the Eastern Terai of Nepal was purposively selected for the study as there are remarkable numbers of ginger growers, remarkable area coverage by ginger, good production of ginger and better access to road facility in this district.

Selection of ginger growers

A total of 80 respondents were selected, 40 ginger growers from each Panchakanya and Bishnupaduka by random sampling technique to draw a representative sample.

Survey design and data collection

Interview schedule was prepared for collecting primary information from ginger growers. Pre-testing was done to test the validity and effectiveness of the interview schedule. Two FGDs were carried out to cross check the information obtained through interview schedule. An in-depth interview was conducted with Senior Agriculture Officer of Zone Implementation Unit, president of Zone Operation Committee, progressive farmers, farmer leaders, manager of private farms and local extension workers to get aid to set close ended questions in interview schedule.

Methods and techniques of data analysis

Quantitative and qualitative data obtained from survey were coded, entered and analysed by using SPSS and Ms-Excel software. Data was analyzed by using statistical tools like descriptive statistics, frequency distribution, trend analysis, mean comparison, etc. Chi-square test (χ^2) was used to study the association between two categorical variables while correlation was used to show the relationship between two continuous variables. Further, indexing technique was used to rank various problems that the farmers faced during production level and various motivational factors that motivated them towards ginger farming.

Chi-square was calculated by using the formula,

$$\chi^2 = \sum \frac{(O_{ij} - E_{ij})^2}{E_{ij}}$$

where,

O_{ij} = observed frequency of each ij th term

E_{ij} = expected frequency of ij th term

$i = 1, 2, 3, \dots, r$

$j = 1, 2, 3, \dots, k$

$$df = (c-1) (r-1)$$

where,

c = number of columns

r = number of rows

This was tested at 0.05 and 0.01 level of probability for different degree of freedom.

Indexing of importance was calculated by using the formula,

$$I_{imp}/I_{prob} = \sum (S_i F_i / N)$$

I_{imp}/I_{prob} = index of importance/ index value for intensity of problem

\sum = Summation

S_i = Scale value of i th intensity

F_i = Frequency of i th response

N = Total no. of respondent

Results and Discussion

Production level of ginger

The average ginger production per household was calculated and it was found to be 393 kg per kattha. Based on this, ginger was categorized into two production levels; low production (ginger yield less than 393 kg) and high production level (ginger yield more than 393 kg per kattha).

Production level of ginger	Frequency
Low	34(42.5)
High	46(57.5)
Total	80(100)

Table 1: Production level of ginger in the study area.

Note: Figures in parenthesis indicate percentage

Source: Field survey, 2019

Chi-Square analysis between factors and ginger production

Results of Chi-square test revealed that educational status had positive and strong relationship with the level of production at 5% level of significance. Higher the educational level, higher will be the level of production. Level of production was also found to be positive and strongly dependent on seed treatment at 1% level of significance. Seed treatment improved the level of production because it prevented the spread of rhizome rot pathogens during growth.

Similarly, level of production was found to be positive and dependent on time of planting at 10% level of significance. Similar result was observed where farmers believed early planted ginger escaped hailstorms and resulted in high yields [12]. Also, the study showed that there was significant relationship between the level of production and planting distance and types of farming at 10% level of significance. The result of planting distance was in agreement with the findings of [13] which stated that the inter row spacing of 40cm gave higher mean fresh rhizome yield per plant which was not statistically different from 30cm spacing.

Further, frequency of irrigation and cropping system were found to have non-significant relationship with the level of production while crop rotation and types of manure used were found to have positive and significant relationship at 1% level of significance.

Training and types of extension services received by the farmers were found to be positively significant at 10% with level of production.

Correlation analysis between factors and production

Correlation analysis revealed that the variables viz. family size, land size under ginger cultivation, experience on ginger farming,

Factors	Production level			χ ² Cal	P-value
	Low	High	Total		
Educational status					
Illiterate	15(44.1)	7(15.2)	22(27.5)	10.77**	0.029
Primary	10(29.4)	20(43.5)	30(37.5)		
Secondary	9(26.5)	14(30.4)	23(28.7)		
Higher secondary	0(0)	3(6.5)	3(3.8)		
University	0(0)	2(4.3)	2(2.5)		
Seed treatment					
Yes	0(0)	19(41.3)	19(23.8)	18.42***	0.000
No	34(100)	27(58.7)	61(76.3)		
Time of planting					
Falgun	5(14.7)	17(37)	22(27.5)	4.95**	0.044
Chaitra	21(61.8)	22(47.8)	43(53.8)		
Baisakh	8(23.5)	7(15.2)	15(18.8)		
Planting distance					
25*25	2(5.9)	5(10.9)	7(8.8)	5.71*	0.058
30*30	20(58.8)	35(76.1)	55(68.8)		
40*40	12(35.3)	6(13)	18(22.5)		
Types of farming					
Rain fed	23(67.6)	39(84.8)	62(77.5)	3.23*	0.062
Irrigated	11(32.4)	7(15.2)	18(22.5)		
Frequency of irrigation					
Frequent	1(2.9)	6(13)	7(8.8)	3.72 ^{ns}	0.293
Often	5(14.7)	3(6.5)	8(10)		
Rare	1(2.9)	2(4.3)	3(3.8)		
Never	27(79.4)	35(76.1)	62(77.5)		
Cropping system					
Sole cropping	25(73.5)	32(69.6)	57(71.3)	1.150 ^{ns}	0.69
Mixed cropping	9(26.5)	14(30.4)	23(28.7)		
Crop rotation					
Yes	0(0)	19(41.3)	19(20.7)	18.42***	0.00
No	34(100)	27(58.7)	61(79.3)		
Types of manure used					
Organic	32(94.1)	40(87)	72(90)	18.42***	0.00
Organic + Chemical	2(5.9)	6(13)	8(10)		
Training					
Yes	21(61.8)	37(80.4)	58(72.5)	3.42*	0.064
No	13(38.2)	9(19.6)	22(27.5)		
Types of extension services					
Technical information	10(29.4)	13(28.3)	23(28.7)	5.18*	0.075
Marketing information	4(11.8)	15(32.6)	19(23.8)		
Both	20(58.8)	18(39.1)	38(47.5)		

Table 2: Distribution of respondents according to different factors and level of production.

Note: Figures in parenthesis indicates percentage; *,** and *** indicate 10%, 5% and 1% level of significance and ^{ns} indicates non-significant. Source: Field survey, 2019

seed quantity and manure quantity had positive and significant relationship with the level of production at 5% level of significance. The result of experience on ginger farming was in accordance with the result obtained from [14] who had observed that increased farming experience was positively correlated with adoption of

technologies thereby contributing an increase in productivity of ginger.

Similarly, frequency of weeding and labor cost from land preparation to harvesting had positive and strong significant relationship with the level of production at 1% level of significance while age

was found to be negatively significant with level of production of ginger. The result of weeding was in accordance with the result obtained from [15], which reported that hand weeding twice at 30 DAP and 60 DAP recorded significantly higher fresh rhizome yield.

Factors	Pearson correlation	Sig. (2 tailed) 'p'	Sample Size 'N'
Family size in number	0.22**	0.049	80
Age	-0.25**	0.026	80
Experience on ginger farming	0.26**	0.019	80
Land size under ginger cultivation	0.253**	0.024	80
Seed quantity	0.22**	0.048	80
Manure quantity	0.271**	0.015	80
Frequency of weeding	0.203*	0.071	80
Labor cost from land preparation to harvesting	0.208*	0.064	80

Table 3: Correlation analysis between factors and production.

Note: ** and * indicates 5% and 1% level of significance

Problems during production

Amid several problems faced by the total population surveyed in the study area during production level, diseases and insects problem was reported as the most severe one with the index value (0.90). Most frequently seen diseases included rhizome rot and leaf spot and insects included rhizome-fly and white grub. All the ranked problems had direct effect on the quality production of ginger.

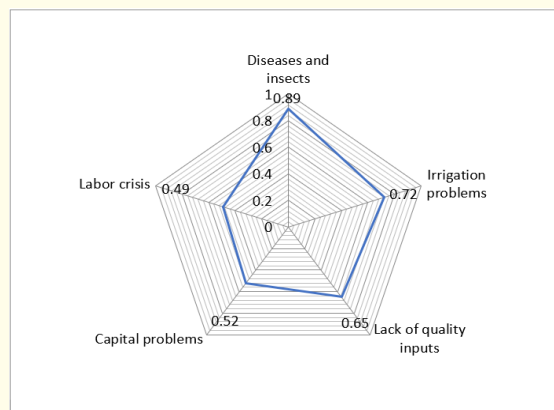


Figure 1: Diagram representing the problems faced by ginger growers during production.

Motivating factors for ginger production

The respondents reckoned that their tradition of offering ginger during religious activities was the most important motivational factors for their involvement in ginger farming with index value (0.84). It was followed by profitability (0.79) then, government prioritization and support to the commodity (0.69) such as provision of trainings, input subsidy and technology dissemination followed by escape from monkeys (0.67) and finally the agro-climatic suitability (0.54) of the study area for ginger farming.

Factors	Scores assigned					Weight-age	Index	Rank
	1	0.8	0.6	0.4	0.2			
Following the tradition	39	22	14	5		67	0.84	I
Benefits and potential economic returns	31	23	7	13	6	60	0.75	II
Marginal land utilization and escape from monkeys	29	19	16	8	8	58.6	0.73	III
Government prioritization and support to the Commodity	22	16	15	14	13	52	0.65	IV
Agro-climatic suitability	15	14	22	21	8	49.4	0.61	V

Table 4: Ranking of motivating factors for ginger production.

Price trend of ginger

The market condition of ginger is not steady. This is mainly due to the dependency on Indian market. Farmers received a price of NRs. 70/kg in the year 2014/15 which dropped to NRs. 60/kg for the next two years. This was due to the restriction imposed by India on the export of ginger raising issues related to phytosanitation and implementation of Goods and Services Tax (GST). This scenario dwindled the ginger production this year as many farmers abandoned this farming as this profession involved much risk. Out of 80 respondents surveyed, only 16 respondents showed increasing trend of ginger cultivation while 40 showed decreasing trend and only 24 respondents were found to be constant in ginger cultivation. The situation was just opposite at present where the price rose rapidly reaching up to NRs. 120/kg thereby, encouraging many farmers towards this farming again.

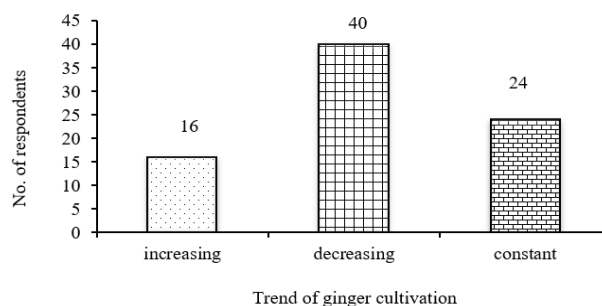


Figure 2: Bar diagram representing trends of ginger cultivation in Sunsari district in 2019.

Source: Field survey, 2019.

Motivation from satisfaction obtained from this year's price and yield to cultivate next year

This year, farmers received a price of around NRs.120/kg of ginger which was the highest over the decade. The price reached to the peak where the farmers had never expected that it would reach, not especially after last year's worst scenario when farmers were even not able to get NRs. 20/kg of ginger. This year's price was 500% more than last year's price. Cent percent of the respondents

were satisfied with the price they received this year and amid them, 63.75% respondents were highly satisfied with the price.

Unfortunately, farmer’s field this year was heavily infested with rhizome rot fungus which reduced the ginger yield to a great extent. Altogether 40 respondent’s field was seriously affected. Amid 40, 23 were unsatisfied and 17 were strongly unsatisfied from their yield. It was found that only 16 respondents were highly satisfied and remaining 24 were just satisfied from the yield. The fungus demotivated farmers to a large extent and some farmers even reached to the point of abandoning this farming and seek another suitable occupation to sustain their livelihood. The bar graph below depicts the level of satisfaction of the farmers from the yield and price of ginger this year.

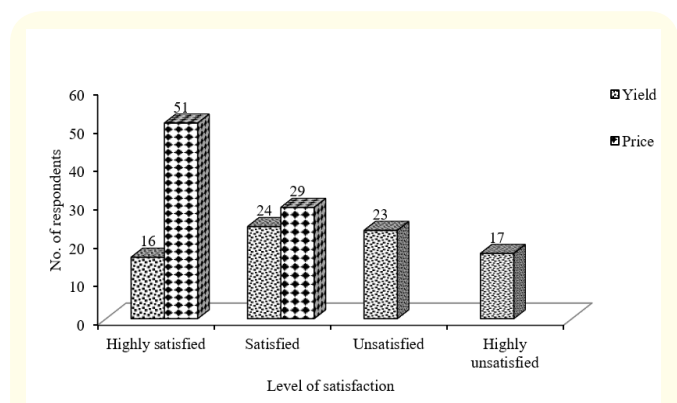


Figure 3: Bar diagram representing the level of satisfaction from yield and price of 2019.

Source: Field survey, 2019.

The infestation of rhizome rot in farmer’s field, this year highly demotivated farmers to grow ginger next year. Out of 80 respondents, 69.1% were demotivated towards ginger production next year while this year’s hiking of price motivated all ginger growing farmers towards the ginger production next year. Thus, price and production level of ginger, this year would directly affect the production of next year.

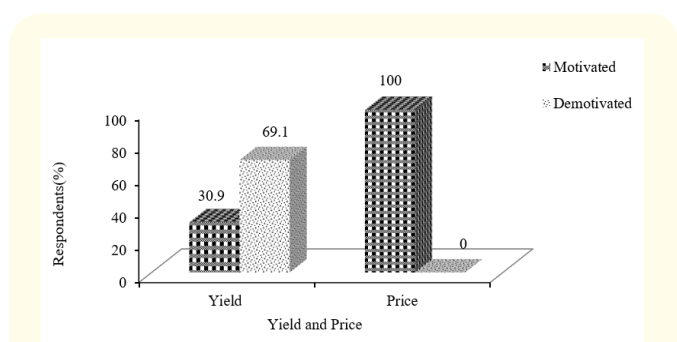


Figure 4: Bar diagram representing motivation from yield and price of 2019 to cultivate ginger in 2020.

Source: Field survey, 2019.

Conclusion

The research study concluded that though large number of farmers was found to be involved in ginger farming in the study area and though they were found to be aware about its impor-

tance, majority of them were not satisfied from its production. They stated that prevalence of diseases, lack of quality seed rhizomes, lack of marketing facilities and improper irrigation facilities were the main hurdle faced by them during its production.

The results of the study further revealed that though the majority of the population surveyed, were literate, the level of awareness among them about the quality seed rhizomes and measures to control diseases was very low which showed that there was a weak linkage between researchers and ginger growers.

Hence, the findings of this study suggested in strengthening training programs related to ginger production and marketing, disease and insect management, proper arrangement of irrigation and transportation facilities, availability of quality seed rhizomes on time for increasing the production and productivity of ginger in Sunsari district of Nepal.

Acknowledgments

Authors would like to thank Assistant Professor, Kedar Devkota, Ph.D. and Prime Minister Agriculture Modernization Project-Ginger/Turmeric Zone, Sunsari, Nepal for their financial support and help during the research period.

Bibliography

1. ITC. Export Potential Assessment in Nepal. International Trade Centre (2007).
2. Joy PP. “Zingiberaceous Medicinal and Aromatic Plants” (1998).
3. Ali J and Rani P. “Effect of Drying on Ginger Paste and Optimization of Evaluated Quality Parameters of Dried Ginger Paste”. *International Journal of Food, Agriculture and Veterinary Sciences* (2015).
4. Bhatt B. “Production and Marketing Management of Ginger”. In Uttarakanda. M.Sc. Thesis, University of Agricultural Sciences, Dharwad (2011).
5. ANSAB. Ginger Value Chain Analysis Report Final. Asian Network for Sustainable Agriculture and Bioresources (2011).
6. Vancura L and Peneva T. “Opportunities for Nepalese Ginger and Derivative Products in Dubai Opportunities for Nepalese Ginger and Derivative Products in Dubai”. A Report for Samarth-Nepal (2014).
7. AICC. Krishi Diary. Government of Nepal, Agribusiness Promotion and Statistics Division, Kathmandu, Nepal (2018).
8. GRP. Technical annual Report-2016/17. Kapurkot, Salyan, Nepal. Ginger Research Program, NARC 74 (2017).
9. Zoder LS. Ginger sector in Nepal. giz (2015).
10. FAOSTAT (2017).
11. FAOSTAT (2016).

12. Ilyas., *et al.* "Growth, Yield and Quality of Ginger Produce Through Early Senescence". *Journal of Applied Science and Technology* (2016).
13. Woelore W. "Effects of Sett Size and Spacing on the Growth and Yield of Ginger (*Zingiber officinale* Rosc.) at Areka, Wolaita, Southern". *Journal of Natural Sciences* (2016).
14. Danladi Ezra MA. "Socio-economic Assessment of Ginger Production in Jaba Local Government Area of Kaduna State, Nigeria". *Asian Journal of Agricultural Extension, Economics and Sociology* (2017).
15. Sah D., *et al.* "Weed Management in Ginger (*Zingiber officinale* Roscoe) through Integrated Approaches". *International Journal of Current Microbiology and Applied Sciences* 6 (2017): 1839-1845.

Volume 3 Issue 11 November 2019

© All rights are reserved by Soni Ghimire., *et al.*