



Effect of Different Preharvest Applications on Physiological and Sensory Quality of Nectarine (*Prunus persica* var. *nucipersica* Schneid.) cvs. Snow Queen After Harvest

Ghanshyam Abrol*

Postharvest Technology, Rani Lakshmi Bai Central Agricultural University, India

*Corresponding Author: Ghanshyam Abrol, Postharvest Technology, Rani Lakshmi Bai Central Agricultural University, India.

Received: November 21, 2018 Published: February 18, 2019

Abstract

The present study was conducted in the experimental orchard of Horticultural Research Station, Kandaghat, Solan, India to see the effect of preharvest application of growth regulators, nutrients and fungicides on physiological and sensory quality of nectarine fruit. All the preharvest treatments showed a beneficial effect on different physiological and sensory parameter of fruits in comparison to control. Among the preharvest treatments, 1.5% calcium chloride, 0.45% Neem leaves extract, 3000 ppm salicylic acid and 15 ppm CPPU proved to be most effective in maintaining fruit quality and minimizing deterioration during 28 days storage at 3 ± 1 °C temperature. These treatments were also effective in reducing the respiration rate and enzymatic activities, thereby reducing the overall ripening process and prolonging storage life. Effect of salicylic acid is to be reported first time on nectarine fruits in the study.

Keywords: Nectarine; Snow Queen; Sensory Parameters; Salicylic Acid; CPPU; CaCl₂; and Neem Leaves Extract

Introduction

Nectarine (*Prunus persica* var. *nucipersica* Schneid.) is a smooth-skinned peach of the family Rosaceae. The word nectarine is derived from a Latin word which means 'Persian plum' although they are not plums. The origin of nectarine is a mystery. These has a smooth fruit in contrast to pubescent fruit of peach, was given a species status in the past, but Bailey [1] considered only a botanical variety (*Prunus persica* var. *nucipersica*). Being a climacteric fruit with high ethylene evolution rates, nectarine undergoes rapid changes during ripening and softens immediately after harvest. Nectarines, like other stone fruits, therefore cannot endure long post-harvest handling periods at normal atmospheres [2,3]. It is a delicate crop, well known for its poor shelf life.

Preharvest application of growth regulators, nutrients and fungicides can modify the pace and direction of biochemical changes in developing fruit and have the potential to transform its quality at harvest [2-4]. The present study was therefore carried out to improve the nectarine fruit variety Snow Queen quality at harvest and retain it during storage by the application of various pre-harvest treatments. Effect of salicylic acid is first time reported on nectarine in this study.

Methodology

Well grown uniform trees were selected to see the effect of preharvest treatments on physiological and sensory quality of nectarine cultivar Snow Queen was laid out in the experimental orchard of Horticultural Research Station, Kandaghat, India. All the selected tree were maintained under a standardized schedule of cultural operations throughout the season and subjected to different preharvest treatments (Table 1).

Treatments	Chemicals	Concentration	Time of application
T ₁	CPPU	5 ppm	Pea stage
T ₂	CPPU	10 ppm	Pea stage
T ₃	CPPU	15 ppm	Pea stage
T ₄	Salicylic acid	1000 ppm	Pea stage
T ₅	Salicylic acid	2000 ppm	Pea stage
T ₆	Salicylic acid	3000 ppm	Pea stage
T ₇	CaCl ₂	0.5%	10-15 days before harvest
T ₈	CaCl ₂	1.0%	10-15 days before harvest
T ₉	CaCl ₂	1.5%	10-15 days before harvest
T ₁₀	Neem leaves extract	0.15%	10-15 days before harvest
T ₁₁	Neem leaves extract	0.30%	10-15 days before harvest
T ₁₂	Neem leaves extract	0.45%	10-15 days before harvest
T ₁₃	Control	-	Water spray

Table 1: Detail of different preharvest treatments along with concentration and time of application.

Physiological analysis

Respiration rate

The rate of respiration was measured as carbon-dioxide evolved per unit weight of fruit per unit time. Known weight of fruit was enclosed in an airtight container of known volume for a known time and the carbon dioxide evolved due to respiration was measured with the help of Gas data analyzer (GFM series 30-1/2/3, Gas Data Ltd. Coventry UK) and was expressed as ml CO₂/ kg/hr.

Enzyme activities

Polygalacturonase activity (PG) was determined by the method described by Mahadevan and Sridar [5] while the Pectin methyl esterase (PME) activity was using 0.02 N NaOH [6].

Sensory analysis

Consumer preferences for the experimental fruit samples were found out through sensory evaluation performed at different intervals during storage by some experts consisting of students and staff members. The panelists were given coded samples consisting of whole fruits and slices for giving their views on overall acceptability of the fruit on the basis of appearance, texture, flavour, and texture. The evaluation was done by using the 9 – point hedonic scale for each attribute [7].

Statistical analysis

Statistical analysis of the data was conducted using the online software OPSTAT and data analysed for Randomized Block Design (RBD) with three replications. Data pertaining to sensory evaluation from all the experiments were analysed by RBD [8].

Results and Discussions

Respiration rate

A steady increase in respiration rate of fruits observed up to 21 days followed by a sharp decline toward the last sampling date (Table 2). However, this pattern was relatively faster in control fruits, reaching peak values for respiration after 14 days. The lowest mean respiration rate (37.45 ml CO₂/kg/hour) was observed in response to CaCl₂,1.5 per cent and it was followed by treatments containing lower concentrations of CaCl₂ (T₈ and T₇) whereas the control fruits exhibited the highest respiration rate (43.56 ml CO₂/kg/hour).

Treatment (T)	Respiration rate					
	Storage intervals in days (2012)					
	0	7	14	21	28	Mean
T ₁ (CPPU 5 ppm)	16.15	30.64	42.76	63.19	54.51	41.45
T ₂ (CPPU 10 ppm)	16.20	30.73	42.84	63.24	54.56	41.51
T ₃ (CPPU 15 ppm)	16.25	30.80	42.91	63.30	54.60	41.57
T ₄ (Salicylic acid 1000ppm)	15.45	28.11	41.20	61.48	52.79	39.81
T ₅ (Salicylic acid 2000ppm)	15.37	28.02	41.14	61.42	52.72	39.73
T ₆ (Salicylic acid 3000ppm)	15.32	27.94	41.08	61.37	52.67	39.67
T ₇ (CaCl ₂ 0.5%)	14.72	25.93	38.87	58.07	50.35	37.59
T ₈ (CaCl ₂ 1.0%)	14.64	25.83	38.82	58.00	50.30	37.52
T ₉ (CaCl ₂ 1.5%)	14.57	25.73	38.78	57.94	50.24	37.45
T ₁₀ (Neemazal 0.15%)	16.10	30.70	42.73	63.06	54.37	41.39
T ₁₁ (Neemazal 0.30%)	16.03	30.62	42.67	63.01	54.32	41.33
T ₁₂ (Neemazal 0.45%)	15.93	30.53	42.61	62.97	54.26	41.26
T ₁₃ (Control)	19.21	39.74	64.41	52.37	42.07	43.56
Mean	15.84	29.64	43.14	60.72	52.13	
CD _{0.05}						
	T					0.05
	I					0.03
	T×I					0.12

Table 2: Effect of pre-harvest treatments on respiration rate (ml CO₂/kg/hr) of Snow Queen nectarine fruit during storage at 3±1°C temperature.

Enzyme activity

An increase in the activities of pectin methyl esterase (PME) and polygalacturonase (PG) was observed upto 21 days and thereafter the activity of these enzymes declined during the remaining storage period under all the treatments (Table 3). However, these changes were observed to occur at a slower rate in CaCl₂ treated fruits,

whereas they were faster in control fruits. The minimum mean treatment and was followed by 1.0% calcium chloride treatment. PME and PG activities were therefore recorded with 1.5% CaCl₂

Treatment (T)	Pectin methyl esterase activity						Polygalactouranase activity					
	Storage intervals in days (I)						Storage intervals in days (I)					
	0	7	14	21	28	Mean	0	7	14	21	28	Mean
T ₁ (CPPU 5 ppm)	0.82	1.09	1.35	1.54	1.42	1.24	17.20	19.46	20.74	22.02	21.19	20.12
T ₂ (CPPU 10 ppm)	0.84	1.11	1.37	1.56	1.44	1.26	17.23	19.49	20.78	22.05	21.22	20.15
T ₃ (CPPU 15 ppm)	0.88	1.14	1.39	1.58	1.46	1.29	17.26	19.51	20.80	22.07	21.43	20.21
T ₄ (Salicylic acid 1000ppm)	0.99	1.27	1.49	1.68	1.52	1.39	17.35	19.61	20.93	22.21	21.40	20.30
T ₅ (Salicylic acid 2000ppm)	0.97	1.25	1.47	1.65	1.51	1.37	17.30	19.58	20.90	22.18	21.38	20.27
T ₆ (Salicylic acid 3000ppm)	0.94	1.22	1.45	1.62	1.49	1.34	17.28	19.56	20.87	22.16	21.36	20.25
T ₇ (CaCl ₂ 0.5%)	0.86	1.07	1.33	1.51	1.40	1.23	17.19	19.44	20.73	22.02	21.20	20.11
T ₈ (CaCl ₂ 1.0%)	0.84	1.04	1.30	1.49	1.38	1.21	17.16	19.42	20.70	21.98	21.17	20.09
T ₉ (CaCl ₂ 1.5%)	0.81	1.02	1.28	1.46	1.36	1.19	17.14	19.39	20.68	21.95	21.14	20.06
T ₁₀ (Neemazal 0.15%)	0.82	1.31	1.52	1.71	1.55	1.38	17.36	19.63	20.95	22.24	21.44	20.32
T ₁₁ (Neemazal 0.30%)	0.99	1.29	1.50	1.68	1.52	1.40	17.32	19.60	20.92	22.20	21.41	20.29
T ₁₂ (Neemazal 0.45%)	0.98	1.27	1.48	1.66	1.50	1.38	17.28	19.58	20.89	22.17	21.39	20.26
T ₁₃ (Control)	1.06	1.41	1.73	1.59	1.50	1.46	17.39	19.69	22.33	21.60	21.10	20.42
Mean	0.91	1.19	1.44	1.59	1.47		17.26	19.53	20.94	22.06	21.29	
CD _{0.05}												
	T					0.03						0.05
	I					0.02						0.03
	T×I					0.06						0.12

Table 3: Effect of pre-harvest treatments on pectin methyl esterase activity (as ml of 0.02 N NaOH used) and polygalactouranase activity (as% loss in viscosity of substrate) of Snow Queen nectarine fruit during storage at 3 ± 1°C.

Polyphenol oxidase catalyses the oxidation of mono and diphenols to o-quinones, which polymerize to produce brown pigments. At harvest, the total phenolics content was considerably enhanced by CPPU and salicylic acid treatments in comparison to other treatments. Yao, *et al.* [9] also reported similar findings in sweet cherry fruit where salicylic acid stimulated phenylalanine ammonia lyase activity with consequent production of the main phenolic compounds and the synthesis of new polyphenolic substances. Huang, *et al.* [10] also reported that higher total phenolics, and total flavonoids in the pulp and peel of Cara Cara Navel Orange was maintained by preharvest salicylic acid treatments. Increase in phenols might be due to the fact that salicylic acid provides disease resistance by showing direct fungitoxicity and significantly inhibits fungal growth and spore germination of the pathogen *In vitro*. Hence, pre-storage or preharvest application of salicylic acid may provide

a useful means of controlling post-harvest decays and extending fruit postharvest life during storage [11].

Sensory characteristics

As the storage period increased the overall acceptability of the fruits, as evaluated on the basis of then appearance, flavour and texture, showed a marked improvement under all treatments up to 21 days before declining during the remaining storage period, with the control fruits being rated as least acceptable (Figure 1-4). Fruits treated with 1.5 per cent CaCl₂ recorded the highest acceptability value followed by treatment T₈. Among the pre-harvest treatments 1.5% calcium chloride, 0.45% neem leaves extract (Neemazal), 3000 ppm salicylic acid and 15 ppm CPPU proved to be most effective in maintaining fruit quality and minimizing deterioration during 28 days storage at 3 ± 1°C of temperature.

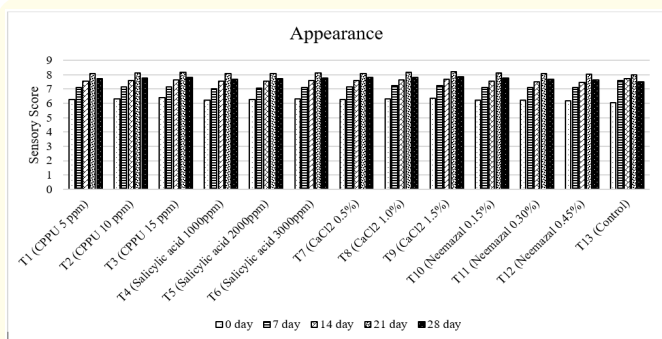


Figure 1: Effect of pre-harvest treatments on appearance rating (on a 9 point hedonic scale) of Snow Queen nectarine fruit during storage at $3\pm 1^{\circ}\text{C}$ temperature.

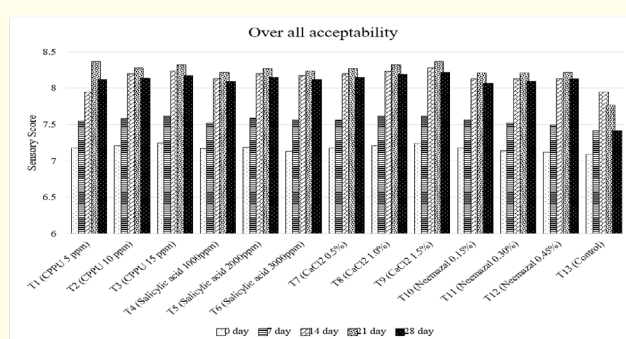


Figure 4: Effect of pre-harvest treatments on over all acceptability (on a 9 point hedonic scale) of Snow Queen nectarine fruit during storage at $3\pm 1^{\circ}\text{C}$ temperature.

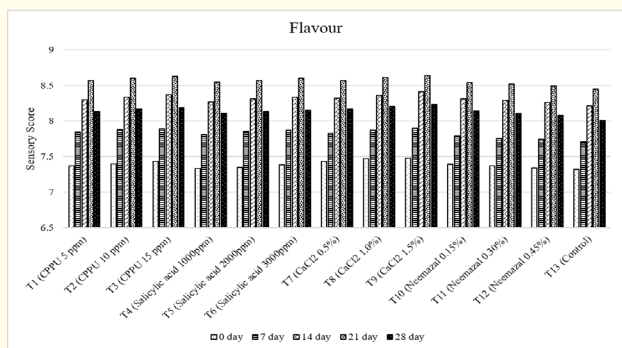


Figure 2: Effect of pre-harvest treatments on flavour rating (on a 9 point hedonic scale) of Snow Queen nectarine fruit during storage at $3\pm 1^{\circ}\text{C}$ temperature.

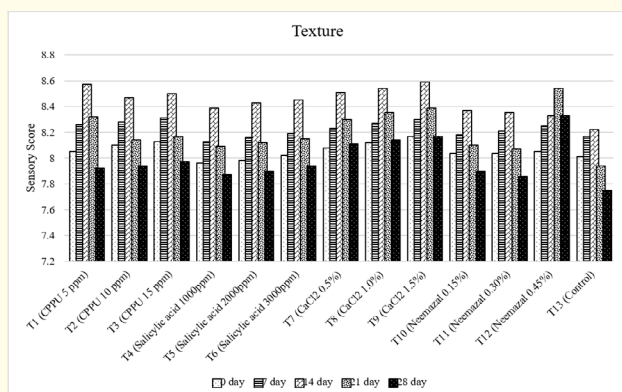


Figure 3: Effect of pre-harvest treatments on texture rating (on a 9 point hedonic scale) of Snow Queen nectarine fruit during storage at $3\pm 1^{\circ}\text{C}$ temperature.

The highest mean sensory evaluation scores for most attributes were recorded in the fruits treated with calcium chloride, although salicylic acid, CPPU and neem leaves extract treatments also gave substantially better sensory ratings than the control fruits. Retention of better quality in fruits treated with various chemicals might be due to reduction in physiological weight loss, respiration rates of fruits and consequently a reduction in the rates of utilization of respirable substrates, as such fruits contained relatively higher TSS (Total Soluble Solids) and sugar contents on the 21st day of storage, eventually resulting in better acceptability rating of such fruits. The results are in confirmation with the earlier study of calcium sprays have a beneficial effect on the sensory attributes (aroma, texture, flavour and appearance) of peach fruits [12]. Fruit texture changes in fruits during the postharvest period are due to changes in cell walls and pectic substances in the middle lamella [13]. Fruit flavour is mostly a balance between the content of sugars and organic acids [14] as well as aromatic volatiles. The increase in soluble sugars is a major change during nectarine fruit ripening and sweetness is the most important compositional change related to nectarine flavour.

Conclusion

The study showed that the respiration rate, enzymatic activity and sensory quality of nectarine fruit Cv. Snow Queen were improved significantly with the pre-harvest applications. Calcium chloride applied at 1.5% (T_9) proved to be the most effective in maintaining the quality during storage of nectarine fruit cv. Snow Queen. In overall among the pre-harvest treatments 1.5% calcium chloride, 0.45% Neem leaves extract, 3000 ppm salicylic acid and 15 ppm

CPPU proved to be most effective in maintaining fruit quality and minimizing deterioration during 28 days storage at $3 \pm 1^\circ\text{C}$ temperature. As the storage period increased, the overall acceptability of the fruits, as evaluated on the basis of then appearance, flavour and texture, showed a marked improvement under all treatments up to 21 days before declining during the remaining storage period, with the control fruits being rated as least acceptable.

Bibliography

1. Bailey LH. "The Standard Encyclopaedia of Horticulture". The McMillan Company, New York, (1913).
2. Smith WL Jr and HL Kiel. "Control of postharvest decay of peaches with combination of pre- and postharvest treatments". *Phytopathology* 62 (1972): 672-676.
3. Ochie CO., *et al.* "Calcium mediated postharvest changes in storability and fruit quality of peaches". *Proceedings of the Florida State Horticultural Society* 106 (1993): 266-269.
4. Greene DW. "CPPU influences fruit quality and fruit abscission of "McIntosh" apples". *HortScience* 36 (7) (2001): 1292-1295.
5. Mahadevan A and R Sridhar. "Methods in Physiological Plant Pathology". Siva Kami Publishers, Madras. (1982): 1112.
6. Mazumdar BC and K Mazumdar. "Methods on Physico chemical analysis of fruits". Daya publishing House, Delhi. (2003): 1-183.
7. Wills RBH., *et al.* "Use of flesh firmness and other objective tests to determine consumer acceptability of Delicious apple". *Australian Journal of Experimental Agriculture and Animal Husbandry* 20 (1980): 252-256.
8. Mahony MO. "Sensory Evaluation of Food: Statistical Methods and Procedures". Marcel Dekker. Inc. Newyork, (1985).
9. Yao HuiMin., *et al.* "Response of leaf net photosynthesis and other photosynthetic parameters to fruit transpiration in peach". *Journal of Fruit Science* 22.5 (2005): 462-465.
10. Huang R., *et al.* "Effect of pre-harvest salicylic acid spray treatment on antioxidant in the pulp and peel of 'Cara Cara' navel orange (*Citrus sinensis* L. Osbeck)". *Journal of the Science of Food and Agriculture* 88 (2008): 229-236.
11. Wang L and Li Shaohua. "Role of salicylic acid in postharvest physiology". In: Fresh Produce . Global science, UK. (2008): 1-5.
12. Robson MG., *et al.* "Post harvest sensory evaluation of calcium treated peach fruit". *Acta Horticulturae* 254 (1989): 173-177.
13. Selvaraj V and R Kumar. "Studies on fruit softening enzyme and polyphenoloxidase activity in ripening mango (*Mangifera indica* L.) fruit". *Journal of Food Science and Technology* 26 (1989): 218-222.
14. Medlicott AP and AK Thompson. "Analysis of sugar and organic acids in ripening mango fruit (*Mangifera indica*) by high performance liquid chromatography". *Journal of Science of Food and Agriculture* 36 (1985): 561-566.

Volume 3 Issue 3 March 2019

© All rights are reserved by Ghanshyam Abrol.